

# Details Report



**ASHBY LUMBER - CONCORD**  
CONCORD DOOR DEPARTMENT  
2295 ARNOLD INDUSTRIAL WAY  
CONCORD , CA 94520  
925-689-8999



## Quote Information

**Customer:**  
ASHBY BERKELEY 25

**Salesperson:**  
Manuel Saucedo  
manuel@ashbydw.com

Date quoted: 2/17/2023

Quote valid through:

Quote No	PO	Sidemark	Notes
1864161		REDWOOD ADU - ONE BEDROOM	

## Quote Pricing

**Sub-Total:** \$3,042.20  
**Sales Tax (9.750%):** \$296.61  
**Quote Total:** \$3,338.81

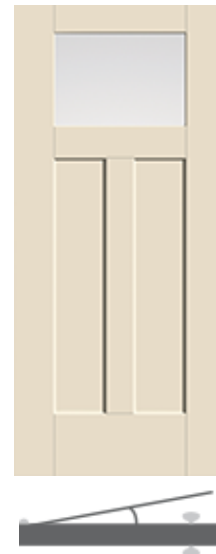
*\*(Lead Time)* when displayed next to the Item # is the estimated time for the Retailer to receive the Item from the Vendor. The time taken for the End Customer to receive the Item may be different and is subject to the Retailer's Lead Time policy.

Customer signature: \_\_\_\_\_ Date: \_\_\_\_\_

Printed name: \_\_\_\_\_

**Item 1****ENTRY**

Product Line	Therma-Tru Steel and Fiberglass Doors
Door Configuration	Single Prehung
Door Handing	Left Hand Inswing (1A)
Door Height	6/8
Door Width	3/0
Style Number	S4810
Door Category	Clear Glass Doors
Material	Fiberglass
Door Texture	Smooth-Star
Door Thickness	1 3/4"
Glass Shape	Craftsman Rectangle
Glass Collection	Flush-Glazed Clear Glass
Door Style	Craftsman Lite 2 Panel Shaker Flush-Glazed
Glass Name	Craftsman Clear Lite
Low-E Glass	Yes
Style Option Number	S4810-LE
Lock System Type	Lock Prep Only - No Hardware
Door Bore	Double Bore (Lockset w/ Deadbolt)
Bore Backset	2 3/8"
Edge Prep	Mortise (Radius Corner)
Deadbolt Frame Prep	1" x 2-1/4" (Standard)
Mail Slot	No Thank You
Jamb Species	Primed
Jamb Width	6 9/16"
Weatherstrip	Bronze Weatherstrip
Exterior Trim	No Brickmould
Sill	Bronze Basic Composite Adjustable Sill
Hinge Finish	Brushed Nickel (US15)
Hinge Type	Ball-Bearing
Hinge Shape	1/4" Radius
Retractable Screen Door	None
Add-Ons	No

**S4810****OUTSIDE**

Size	Width	Height
Rough Opening	<b>38 1/4"</b>	<b>82"</b>
Net Unit Size	<b>37 1/2"</b>	<b>81 5/8"</b>

**Vendor Item Description**

3/0 x 6/8 - Left Hand Inswing (1A) - S4810-LE - Exterior Therma-Tru Single Prehung - Lead Time:  
 - 3/0 x 6/8 Smooth-Star Craftsman Lite 2 Panel Shaker Flush-Glazed Craftsman Clear Lite No Grilles Low-E - Double Bore (Lockset w/ Deadbolt) 2 3/8" - Mortise (Radius Corner) Edge Prep - Deadbolt Frame Prep 1" x 2-1/4" (Standard) - 6 9/16" Primed Jamb - Bronze Weatherstrip - No Brickmould - Bronze Basic Composite Adjustable Sill - Brushed Nickel (US15) 1/4" Radius Ball-Bearing Hinges

**⚠️ WARNING:** Cancer and Reproductive Harm | [www.P65warnings.ca.gov](http://www.P65warnings.ca.gov)

**Item Price:** **\$855.60**

**Quantity:** **1**

**Item Total:** **\$855.60**

## Item 2

Product Line	Therma-Tru Steel and Fiberglass Doors
Door Configuration	Single Prehung
Door Handing	Left Hand Outswing (1C)
Door Height	6/8
Door Width	2/4
Style Number	S100
Door Category	Panel/Flush Doors
Material	Fiberglass
Door Texture	Smooth-Star
Door Thickness	1 3/4"
Door Style	Flush Panel
Style Option Number	S100
Lock System Type	Lock Prep Only - No Hardware
Door Bore	Double Bore (Lockset w/ Deadbolt)
Bore Backset	2 3/8"
Edge Prep	Mortise (Radius Corner)
Deadbolt Frame Prep	1" x 2-1/4" (Standard)
Mail Slot	No Thank You
Pet Door	No Thank You
Door Vent	Low and High Door Vent
Door Vent Option	Low and High 18" x 12" Primed Steel Louver Vent
Door Vent Application	Cut-Out For Door Vent And Ship Loose
Jamb Species	Primed
Jamb Width	6 9/16"
Weatherstrip	Bronze Weatherstrip
Exterior Trim	No Brickmould
Sill	Bronze Composite Fixed Sill Outswing
Hinge Finish	Brushed Nickel (US15)
Hinge Type	NRP Outswing
Hinge Shape	1/4" Radius
Add-Ons	No


## W/H



Size	Width	Height
Rough Opening	30 1/4"	81 7/16"
Net Unit Size	29 1/2"	80 15/16"

### Vendor Item Description

2/4 x 6/8 - Left Hand Outswing (1C) - S100 - Exterior Therma-Tru Single Prehung - Lead Time:  
 - 2/4 x 6/8 Smooth-Star Flush Panel - Double Bore (Lockset w/ Deadbolt) 2 3/8" - Mortise (Radius Corner) Edge Prep - Deadbolt Frame Prep 1" x 2-1/4" (Standard) - Low and High 18" x 12" Primed Steel Louver Vent - Cut-Out For Door Vent And Ship Loose - 6 9/16" Primed Jamb - Bronze Weatherstrip - No Brickmould - Bronze Composite Fixed Sill Outswing - Brushed Nickel (US15) 1/4" Radius NRP Outswing Hinges

 WARNING: Cancer and Reproductive Harm | [www.P65warnings.ca.gov](http://www.P65warnings.ca.gov)

**Item Price:** \$748.20

**Quantity:** 1

**Item Total:** \$748.20

**Item 3****BED**

Product Line	Stile and Rail Wood Doors
Door Configuration	Single Prehung
Door Handing	Right Hand Inswing (1B)
Door Height	6/8
Door Width	3/0
Product Series	Builders Choice
Model Number	82
Door Category	Panel/Flush Doors
Material	Wood
Wood Species	Primed
Door Thickness	1 3/8"
Door Style	2 Panel Square Top
Door Sticking Option	Square
Panel Option	Flat Panel
Lock System Type	Lock Prep Only - No Hardware
Door Bore	Single Bore (Lockset Only)
Bore Backset	2 3/8"
Edge Prep	Mortise (Radius Corner)
Jamb Species	Primed
Jamb Width	4 9/16"
Jamb Type	Paint Grade Applied Stop
Hinge Finish	Brushed Nickel (US15)
Hinge Type	Residential
Hinge Shape	1/4" Radius
Add-Ons	No

82



OUTSIDE

Size	Width	Height
Rough Opening	38"	82"
Net Unit Size	37 1/2"	81 5/8"

**Vendor Item Description**

3/0 x 6/8 - Right Hand Inswing (1B) - 82 - Interior Wood Single Prehung - Lead Time:  
 - 3/0 x 6/8 1 3/8" Primed 82, 2 Panel Square Top Square Stkg Flat Panel - Single Bore (Lockset Only) 2 3/8" - Mortise (Radius Corner) Edge Prep - 4 9/16" Primed Applied Stop Jamb - Brushed Nickel (US15) 1/4" Radius Residential Hinges

**⚠️ WARNING:** Cancer and Reproductive Harm | [www.P65warnings.ca.gov](http://www.P65warnings.ca.gov)

**Item Price:** \$253.80

**Quantity:** 1

**Item Total:** \$253.80

**Item 4****BED**

Product Line	Stile and Rail Wood Doors
Door Configuration	Double Bypass
Door Height	6/8
Door Width	5/0
Product Series	Builders Choice
Model Number	82
Door Category	Panel/Flush Doors
Material	Wood
Wood Species	Primed
Door Thickness	1 3/8"
Door Style	2 Panel Square Top
Door Sticking Option	Square
Panel Option	Flat Panel
Lock System Type	Lock Prep Only - No Hardware
Door Bore	Cup Pull Prep
Bypass Pulls	Brushed Nickel
Add-Ons	Yes



Size	Width	Height
Finished Opening	59"	81 3/4"

**Vendor Item Description**

5/0 x 6/8 - 82 - Interior Wood Double Bypass - Lead Time:  
 - 2/6 x 6/8 1 3/8" Primed 82, 2 Panel Square Top Square Stkg Flat Panel - Cup Pull Prep

Add-On Item Description	Qty	Price
JOHNSON TRACK & ROLLERS	1	\$65.00

**⚠️ WARNING:** Cancer and Reproductive Harm | [www.P65warnings.ca.gov](http://www.P65warnings.ca.gov)

**Item Price:** \$452.60

**Quantity:** 1

**Item Total:** \$452.60

**Item 5****BATHROOM**

Product Line	Stile and Rail Wood Doors
Door Configuration	Single Prehung
Door Handing	Right Hand Inswing (1B)
Door Height	6/8
Door Width	3/0
Product Series	Builders Choice
Model Number	82
Door Category	Panel/Flush Doors
Material	Wood
Wood Species	Primed
Door Thickness	1 3/8"
Door Style	2 Panel Square Top
Door Sticking Option	Square
Panel Option	Flat Panel
Lock System Type	Lock Prep Only - No Hardware
Door Bore	Single Bore (Lockset Only)
Bore Backset	2 3/8"
Edge Prep	Mortise (Radius Corner)
Jamb Species	Primed
Jamb Width	4 9/16"
Jamb Type	Paint Grade Applied Stop
Hinge Finish	Brushed Nickel (US15)
Hinge Type	Residential
Hinge Shape	1/4" Radius
Add-Ons	No

82




OUTSIDE

Size	Width	Height
Rough Opening	38"	82"
Net Unit Size	37 1/2"	81 5/8"

**Vendor Item Description**

3/0 x 6/8 - Right Hand Inswing (1B) - 82 - Interior Wood Single Prehung - Lead Time:  
 - 3/0 x 6/8 1 3/8" Primed 82, 2 Panel Square Top Square Stkg Flat Panel - Single Bore (Lockset Only) 2 3/8" - Mortise (Radius Corner) Edge Prep - 4 9/16" Primed Applied Stop Jamb - Brushed Nickel (US15) 1/4" Radius Residential Hinges

 **WARNING:** Cancer and Reproductive Harm | [www.P65warnings.ca.gov](http://www.P65warnings.ca.gov)

**Item Price:** \$253.80

**Quantity:** 1

**Item Total:** \$253.80

## Item 6

## CLOSET

Product Line	Stile and Rail Wood Doors
Door Configuration	Single Prehung
Door Handing	Right Hand Outswing (1D)
Door Height	6/8
Door Width	2/2
Product Series	Builders Choice
Model Number	82
Door Category	Panel/Flush Doors
Material	Wood
Wood Species	Primed
Door Thickness	1 3/8"
Door Style	2 Panel Square Top
Door Sticking Option	Square
Panel Option	Flat Panel
Lock System Type	Lock Prep Only - No Hardware
Door Bore	Single Bore (Lockset Only)
Bore Backset	2 3/8"
Edge Prep	Mortise (Radius Corner)
Jamb Species	Primed
Jamb Width	4 9/16"
Jamb Type	Paint Grade Applied Stop
Hinge Finish	Brushed Nickel (US15)
Hinge Type	Residential
Hinge Shape	1/4" Radius
Add-Ons	No

82




OUTSIDE

Size	Width	Height
Rough Opening	28"	82"
Net Unit Size	27 1/2"	81 5/8"

### Vendor Item Description

2/2 x 6/8 - Right Hand Outswing (1D) - 82 - Interior Wood Single Prehung - Lead Time:  
 - 2/2 x 6/8 1 3/8" Primed 82, 2 Panel Square Top Square Stkg Flat Panel - Single Bore (Lockset Only) 2 3/8" - Mortise (Radius Corner) Edge Prep - 4 9/16" Primed Applied Stop Jamb - Brushed Nickel (US15) 1/4" Radius Residential Hinges

 WARNING: Cancer and Reproductive Harm | [www.P65warnings.ca.gov](http://www.P65warnings.ca.gov)

**Item Price:** \$241.80

**Quantity:** 1

**Item Total:** \$241.80

**Item 7****W/D**

Product Line	Stile and Rail Wood Doors
Door Configuration	Bifold
Door Height	6/8
Door Width	2/6
Product Series	Builders Choice
Model Number	82 BF
Door Category	Panel/Flush Doors
Material	Wood
Wood Species	Primed
Door Thickness	1 3/8"
Door Style	2 Panel Bifold
Door Sticking Option	Square
Panel Option	Flat Panel
Add-Ons	No

**82 BF**

Size	Width	Height
Finished Opening	<b>30"</b>	<b>80 5/8"</b>

**Vendor Item Description**

2/6 x 6/8 - 82 BF - Interior Wood Bifold - Lead Time:  
 - 2/6 x 6/8 1 3/8" Primed 82 BF, 2 Panel Bifold Square Stkg Flat Panel

 **WARNING:** Cancer and Reproductive Harm | [www.P65warnings.ca.gov](http://www.P65warnings.ca.gov)

**Item Price:** **\$236.40**

**Quantity:** **1**

**Item Total:** **\$236.40**