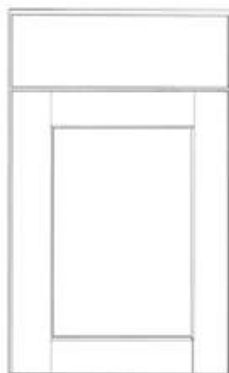



Shaker Maple



- 3-1/8" Northern Hardrock Maple Stiles and Rails
- 3/16" Maple veneered recessed center panel
- Mortise and Tenon and Dowel Construction
- Slab Drawer Front



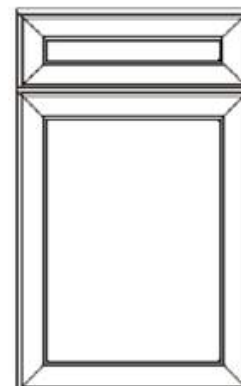
Shaker II Maple



- 3-1/8" Northern Hardrock Maple Stiles and Rails
- 3/16" Maple veneered recessed center panel
- Mortise & Tenon and Dowel Construction
- 5 Piece Drawer Front




Belleair Maple



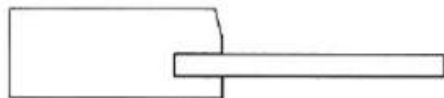
- 2-1/4" Northern Hardrock Maple Stiles and Rails
- 3/16" Maple veneered recessed center panel
- European Mortise & Round End Tenon Construction
- 5 Piece Drawer Front. Center Panel will be flat recessed panel



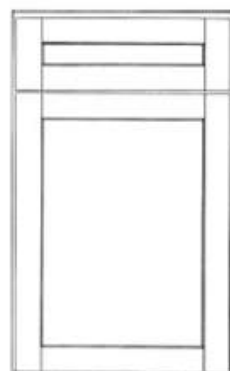
Colonial Maple



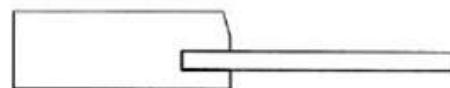
- 2-1/4" Northern Hardrock Maple Stiles and Rails
- 3/16" Maple veneered recessed center panel
- Mortise & Tenon and Dowel Construction
- Slab Drawer Front




Colonial II Maple



- 2-1/4" Northern Hardrock Maple Stiles and Rails
- 3/16" Maple veneered recessed center panel
- Mortise & Tenon Construction
- 5 Piece Drawer Front



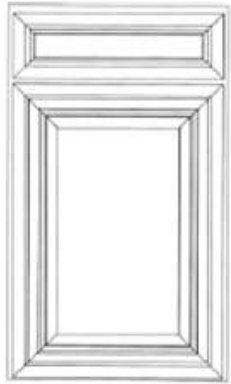
Baldwin Maple



- 2-3/4" Northern Hardrock Maple Stiles and Rails
- 3/16" Maple veneered recessed center panel
- Mortise & Tenon Construction
- 5 Piece Drawer Front. Center panel will be flat



Bronson Maple



- 2-3/4" Northern Hardrock Maple Stiles and Rails
- 7/16" Maple veneered raised center panel
- European Round End Mortise & Tenon Miter Construction
- 5 Piece Drawer Front



Hawthorne Maple



- 2-3/4" Northern Hardrock Maple Stiles and Rails
- 3/16" Maple veneered recessed center panel
- European Round End Mortise & Tenon Miter Construction
- 5 Piece Drawer Front with Maple veneered recessed center panel



Jupiter Maple



- 2-3/4" Northern Hardrock Maple Stiles and Rails
- 7/16" Maple veneered raised center panel
- Mortise & Tenon and Dowel Construction
- 5/4 Solid Maple Drawer Front with a 1-1/2" Profile



Sebring Maple



- 2-3/4 Northern Hard Rock Maple Stiles and Rails
- 3/16" Maple veneered recessed center panel
- Mortise & Tenon and Dowel Construction
- 5 Piece Drawer Front with Maple veneered recessed center panel



Springfield Maple



- 2-3/4" Northern Hardrock Maple Stiles and Rails
- 7/16" Maple veneered raised center panel
- European Round End Mortise & Tenon Miter Construction
- 5 Piece Drawer Front with Maple veneered recessed center panel




Youngstown Maple



- 2-3/4" Northern Hardrock Maple Stiles and Rails
- 7/16" Maple veneered raised center panel
- Mortise & Tenon and Dowel Construction
- 5 piece drawer fronts



Lombard Maple



- 2-1/4" Northern Hard Rock Maple Stiles and Rails
- 3/16" Maple veneered recessed center panel
- Mortise & Tenon Construction
- Slab Drawer Front

Lombard II Maple



- 2-1/4" Northern Hardrock Maple Stiles and Rails
- 3/16" Maple veneered recessed center panel
- Mortise & Tenon Construction
- 5 Piece Drawer Front

Monaco



- Composite wood
- 3/4" Veneer slab door
- 3/4" Veneer drawer face

Framed:

This is a more common, American style cabinet.

Face frames allow for easier installation and door/drawer adjustment.

Require separate skin panels to be installed on site, on exposed sides.

More options in sizes and modifications in a framed cabinet line.

Frameless:

This style offers a sleeker, modern look that's popular in Europe.

Offers full access to the cabinet interior, and larger drawer box capacity.

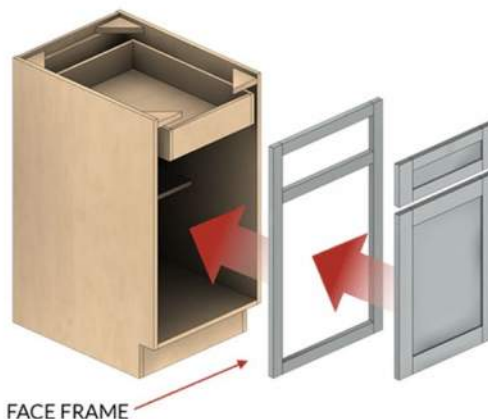
Cabinet sides are ordered finished at the factory.

More fillers are recommended in the design, to assure minimum clearance is met for door and drawer openings.

Less options in sizes and modifications due to the difference or limitation of the construction.

Framed

Cabinet Box Construction



FACE FRAME

Frameless

Cabinet Box Construction



FINISHES

Painted Finishes



Bright White Alabaster Antique White Oyster Willow Gray Taupe Haze Smoky Blue Creek Stone Billiard Green Naval Midnight Iron Ebony

Stained Finishes



Natural Toffee Ginger Storm Slate Charcoal Java Pecan Espresso

Brushed Glazes



Bright White Antique White Driftwood Java
Brushed Gray Glaze Brushed Gray Glaze Brushed Black Glaze Brushed Black Glaze

Accent Glazes

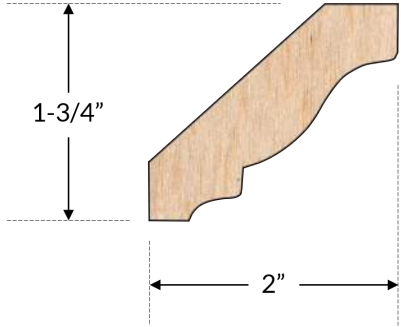


Bright White Chocolate Glaze Alabaster Chocolate Glaze Antique White Chocolate Glaze Java Coffee Glaze Toffee Coffee Glaze

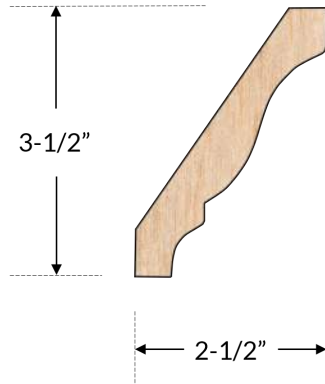
Rub Through



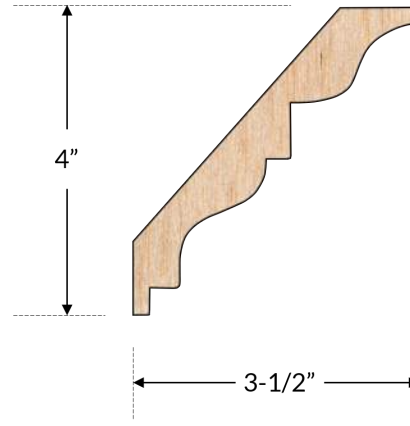
Bright White Antique White Willow Gray Creek Stone Naval Ebony



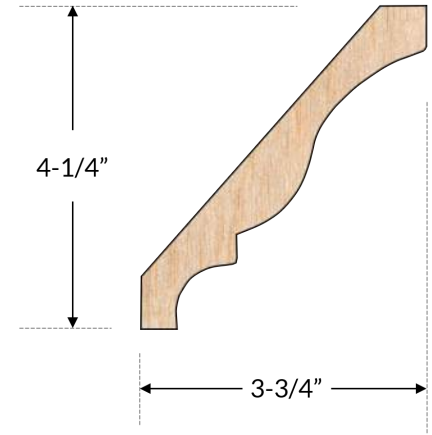
Crown_2_58



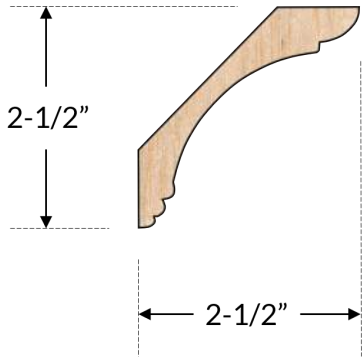
Crown_CR425



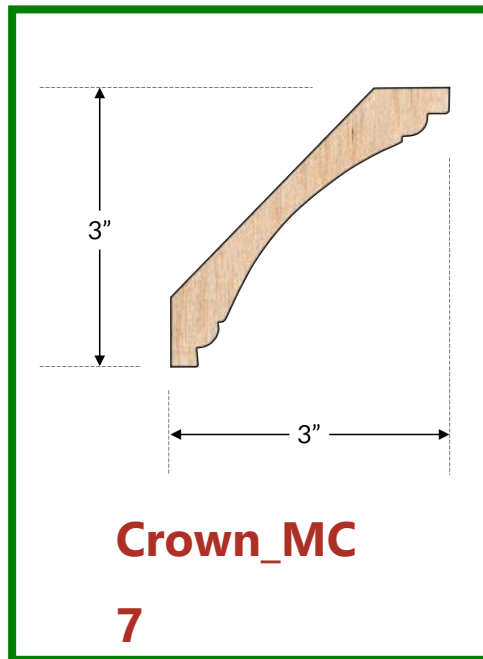
Crown_550



Crown_525

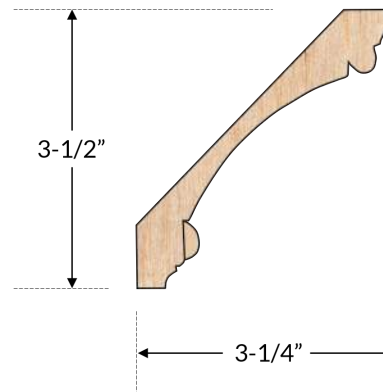


Crown_WM3COV



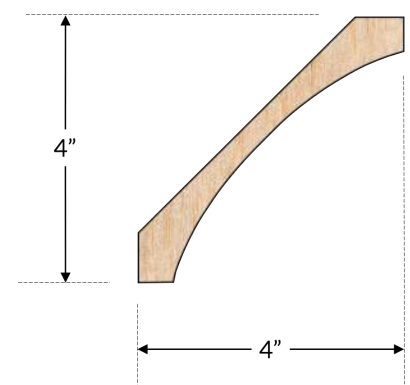
Crown_MC

7



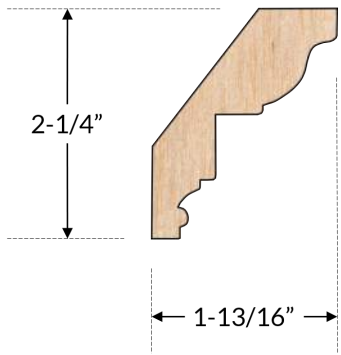
Crown_MC

2

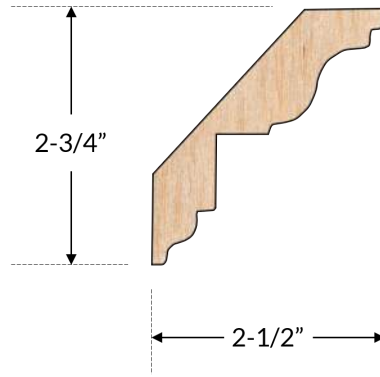


Crown_WM5.5COV

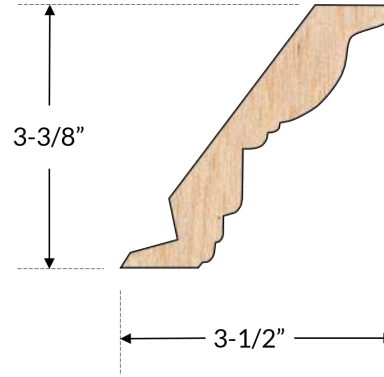
MOLDINGS



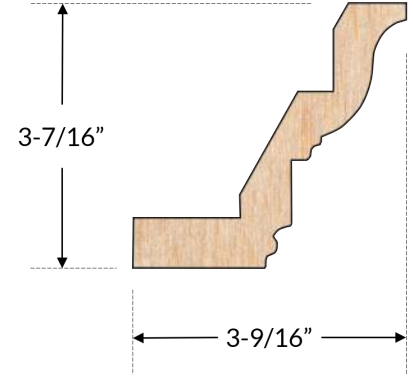
Crown_P2015



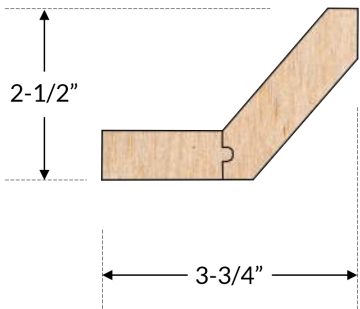
Crown_4C



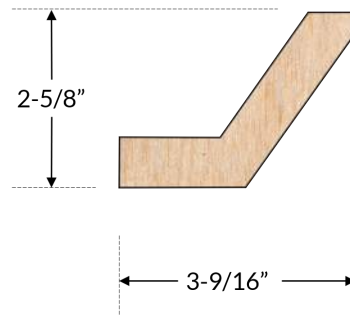
Crown_CMC5



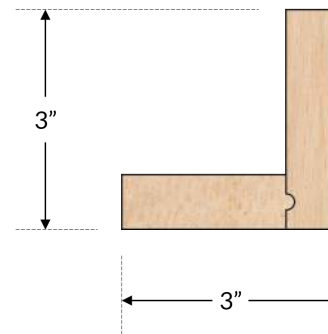
Crown_SC19E



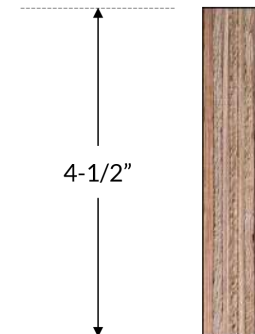
Crown_WMSC



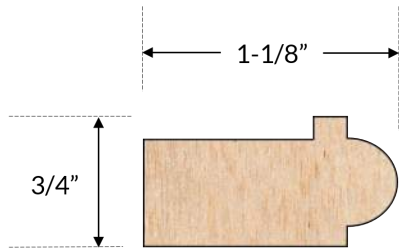
Crown_SC4E



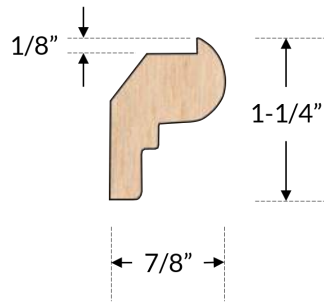
Crown_WM3CF



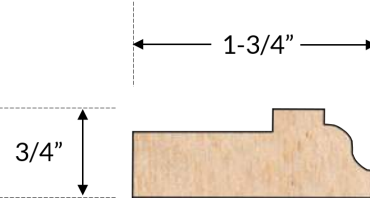
Riser_SSM-4.50



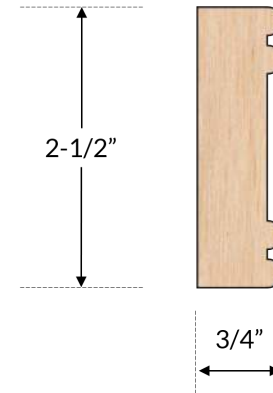
DÉCOR-TRIM



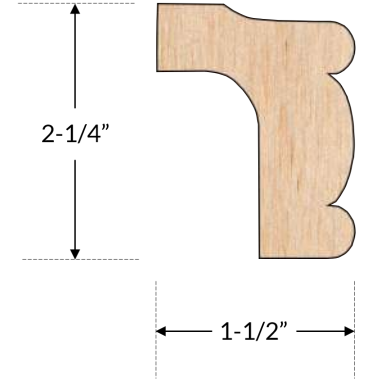
RAIL_CAPLR



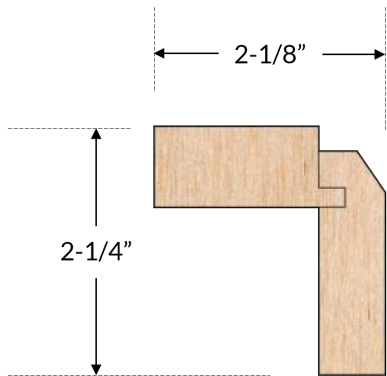
LRAIL_2713



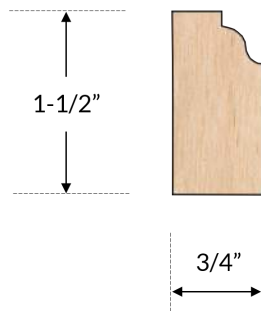
WM2711_LIGHT_RAIL



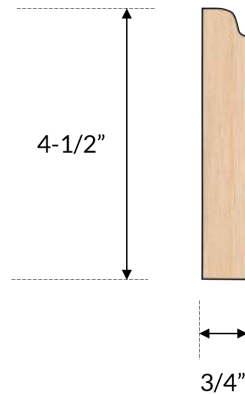
**RAIL_L
R**



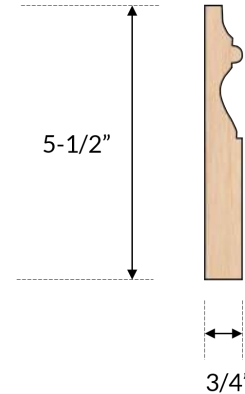
LR006
*Frameless Only**



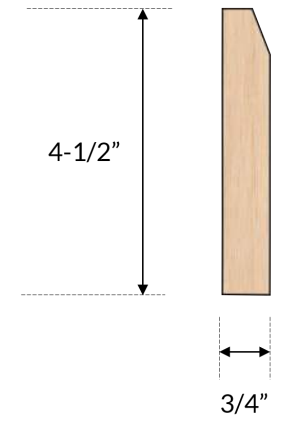
CEMB



DC_4_1/2



BA550



SHAKER_BASE_4.5
*Frameless Only**

Website Modifications

1. Increase/Decrease Depth +/- 3" Increments
2. Prep for Glass with Finished Interior
3. Prep for Mullion Door Glass with Finished Interior



Special Request Modifications

1. Void or Flush Toekick
2. Left/Right Toekick Recess (**Framed Only**)
3. Valance Toekick (**Framed Only**)
4. Invert Frame/Invert Box (Framed/Frameless)
5. Void Floor and Rail (**Framed Only**)
6. Peninsula Option (Double –Sided Doors)
7. Custom Appliance Panels

STORAGE



STORAGE



STORAGE



SPICE PULLOUTS & FILLER PULLOUTS



TOP OR BOTTOM MOUNT TRASH PULLOUTS

Portfolio

We invite you on a journey of creativity, sparked by our profound passion for design.

Metropolitan



4001 Fresh Concrete C



4011 Cloudburst Concrete R



4043 Primordia R



4601 Frozen Terra C



4023 Topus Concrete R



4046 Excava R



4003 Sleek Concrete C



4004 Raw Concrete C



4014 Alibi Concrete C



4022 Rugged C



4024 Dark C



4025 Dark C

Supernatural



5114 Calacatta Maximus N P




5171 Arabetto P



5112 Aterra Blanca P



5222 Adamina N




5141 Frosty Carrina H P



5111 Statuario Nuvo H P



5212 Taj Royale P




5220 Dreamy Marfil H P



5151 Empira White P



5131 Calacatta Nuvo H P



5031 Statuario Maximus H P



5211 Noble Grey P



6046 Moorland Fog P




5122




5123



5124



5125



5126


5127 Cosmopolitan H P



6134 Georgian Bluffs P



5043 Montblanc P



5143 White Attica P



6313 Turbine Grey P



6338 Woodlands P



6003 Coastal Grey P



5003 Piatra Grey P



5100 Vanilla Noir P




5101 Empira Black N P

Classico



1141 Pure White P




1111 Vivid White P



2141 Blizzard P



1633 Classic White P



6011 Light White P



2111 Fresh White P



6111 Soft White P



6000 Neutral P



4141 Misty Carrera H P



9141 Ice Snow P



2030 Haze P



4130 Clamshell P



6270 Atlantic Salt P




6611 Himalayan Moon P



4030 Pebble H P




3040 Cement P



2003 Concrete P



4120 Raven P



3100 Jet Black P

Concrete Finish

Honed Finish

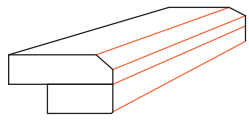
Natural Finish

Polished Finish

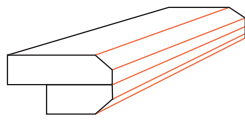
Rough Finish

Shade and graining of actual product may vary from printed sample. We recommend ordering a sample or

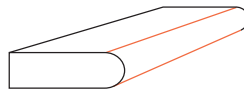
Available Edges



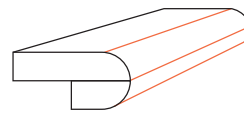
Bevel



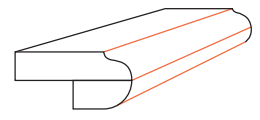
Double Bevel



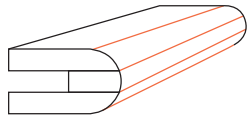
Full Bullnose



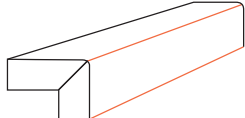
Double Bullnose



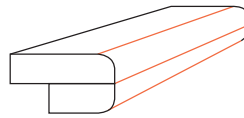
Ogee



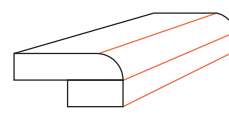
Triple Laminated Bullnose



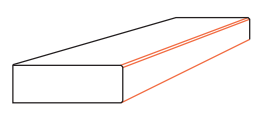
Miter



Double Radius



Pencil



Eased

All Caesarstone slabs come with a standard engineered cut, ready for experienced fabricators to fabricate the surface to your specifications. Your surface's edge profile can be custom designed by a fabricator in a variety of thicknesses that complete your design. Choosing the right edge profile for your specific design style and aesthetic adds the important finishing touches to your surface.

Our Slab Sizes

Standard

Caesarstone quartz surfaces come in Standard size, offered in three thicknesses.

Standard size –
56.5" x 120"
(144 cm x 305 cm)

Thickness –
1.3 cm, 2 cm and 3 cm
depending on the color

Jumbo

Some Caesarstone quartz surfaces are available in large Jumbo size, offered in two thicknesses, making it easier than ever to fill spaces with fewer seams.


Jumbo size –
64.5" x 131.5"
(164 cm x 334 cm)

Thickness –
2 cm and 3 cm

Thickness	Standard Slab Weight	Weight/m2
3 cm	290-306 kg / 639-675 lbs	66-70 kg / 13-15 lbs
2 cm	189-210 kg / 417-463 lbs	43-48 kg / 8-10 lbs
1.3 cm	127-143 kg / 280-315 lbs	29-33 kg / 5-7 lbs

Thickness	Jumbo Slab Weight	Weight/m2
3 cm	362-382 kg / 798-842 lbs	66-70 kg / 13-15 lbs
2 cm	236-261 kg / 520-575 lbs	43-48 kg / 8-10 lbs

Caesarstone offers a variety of five finishes, dressing the surface in a way that brings out the best in the design while ensuring it remains long lasting without the need for sealants or wax.



Natural

A slightly textured satin sheen, Natural finish conjures up the emotional caress of stone, warm, grainy, and uniquely sensorial. It gently reflects light, enhancing the depth of color and pattern, especially on darker shades.

Polished

With its high-gloss smoothness, Polished finish emphasizes the surface features with its stunning luster. It attracts light and reflects it with elegance, illuminating the space around it with a natural brilliance that makes it seem larger and luxurious.

Honed

Smooth to the touch and soft on the eye, Honed finish offers a special organic luminosity. Its satin sheen reflects light, while retaining a special shine that penetrates the surface to highlight deeper dimensions.

Concrete

A lightly textured complexion, Concrete finish is inspired by the granular tactility of smooth concrete with a soft earthiness quality and low light reflection. Its grainy touch evokes the sensation of an organic material that is powerfully strong.

Rough

A rich and complex rugged look, a Rough finish is achieved by advanced technologies designed to create a compelling tactile effect. It offers the coarse experience of industrial materials for distinctively gravelly surfaces yet still smooth enough for practical cleaning. It highlights patinas and variations in the slab design, creating added depth and intrigue. Applications featuring multiple slabs will experience inherent visual differences.

Advantages



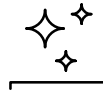
Nonporous

Incredibly impenetrable, dense, and resilient, for long-lasting quality



Durable

Harder, stronger, and safer than marble, granite, and other natural stones



Easy Care & Maintenance

Simple care with just soap and water, no need for sealing, and essentially effortless to maintain




Hygienic

Non-absorbent, resistant to bacteria, mold, or mildew, remains safe and sanitary for ultimate cleanliness



Stain Resistance

Impenetrable surface that is highly nonporous and nonabsorbent, made to be impervious to stains and easy to maintain



Scratch Resistance

Impressive scratch-resistance strength, not susceptible to scrapes or scuffs



Enduring Quality

Caesarstone uses a high quartz blend-ratio (up to 90% natural quartz minerals), offering our residential lifetime warranty for indoor quartz surfaces



Ease of Installation

Easy to template, install, and customize by professionals, suited for indoors and available in a selection of outdoor colors



Environmentally Friendly

Certified for its durability and low-maintenance, supporting a healthier environment and better use of material resources

Care and Maintenance

Virtually maintenance free, Caesarstone's hard, nonporous surfaces are simple to clean and require no sealing to renew their luster. In most cases, soap and water or a mild detergent is enough to keep your Caesarstone surfaces looking like new. If necessary, you can use a non-abrasive soft soap along with a non-scratch or delicate scrub pad. Afterwards, thoroughly rinse with clean water to remove residue. Please note that Caesarstone finishes other than polished may require increased daily maintenance due to their

Order Samples

Request samples by visiting caesarstoneus.com/samples. Some variation in color and pattern can occur. We always recommend viewing a full slab or product installation as part of your selection process. Samples represent only a small area of the overall color scheme and may not be illustrative of the entire pattern, texture or tone that can occur across the full slab. Images, including illustrations of full slab patterns and colors can be found at caesarstoneus.com.

Quality Standards

Caesarstone has received worldwide recognition for its commitment to quality, safety and environmental standards. Each one of our surfaces is carefully inspected to ensure that it meets the highest level of international quality standards. Our surfaces come with a warranty on domestic installations and are backed by professional customer service and support.

Warranty

For added peace of mind, Caesarstone indoor quartz surfaces come with a Residential Lifetime Warranty. Our outdoor quartz surfaces come with a Residential 10 Year Limited Warranty. For more information about our warranties, visit caesarstoneus.com.



Caesarstone countertops are engineered to leverage the outstanding qualities of raw minerals.

Each surface is packed with superior advantages that make it the countertop of choice for millions of homes worldwide, setting the standard for interiors since 1987.

We offer a portfolio of breakthrough colors, driven by our design passion and steadfast commitment to create real spaces, filled with inspiration and interaction.

Caesarstone takes a grain of sand and transforms it into your favorite countertop.





TUSCANY[®] SERIES

V400

PREMIUM VINYL WINDOWS & PATIO DOORS



FOR NEW CONSTRUCTION OR REPLACEMENT
DURABLE AND BEAUTIFUL



**BEST QUALITY
VINYL WINDOW**

**20
20**

**BUILDER
MAGAZINE**



Elegant design. Endless possibilities.

Tuscany® Series is our premium vinyl window and patio door line with a broad range of operating styles for endless combinations.

Awarded #1 Quality Vinyl Window in the Western US*, this is our best-selling series custom-made to your exact measurements from a unique vinyl formula and crafted with award-winning hardware.

The result is high performing, energy efficient, elegant windows and patio doors that can beautify your home for years to come.

*2020 BUILDER Magazine Brand Use Study

TUSCANY SERIES | V400 OFFERS:

- Durable vinyl frames that won't absorb moisture and don't require painting
- Innovative SmartTouch® lock technology that's easy to use
- The traditional styling of a wood window with even sightlines
- Nine exterior colors to enhance the look of your home
- A Full Lifetime Warranty that includes Glass Breakage coverage



Why Milgard Windows & Doors

Quality

Milgard offers award-winning windows and patio doors built for long-lasting comfort. For over 50 years, industry experts have consistently recognized Milgard as a trusted brand, ranking #1 in vinyl window quality in the Western US.*

*According to the 2020 Builder Magazine Brand Use Study

Experience

Since 1962, Milgard has designed and assembled superior custom-made windows and patio doors for replacement, remodeling and new construction. Milgard is known for their industry-leading designs, using patented technologies, that help make your home more comfortable.

Service

We have always taken great pride in our ability to provide exemplary customer service. We believe that being close to our customers allows us to provide a better service experience. You'll find Milgard factory trained technicians near you in the Western U.S. and Canada.

Warranty

We have a dedication to quality and build our windows and patio doors to last. With Tuscany® Series you're covered for as long as you own your home with our industry-leading Full Lifetime Warranty. See complete details at [MILGARD.COM/WARRANTY](https://www.milgard.com/warranty)



Milgard windows and patio doors can help you create a beautiful home

Define Your Home with Windows

Tuscany® Series vinyl windows offer the performance and energy efficiency you want coupled with award winning SmartTouch® hardware, exclusive to Milgard. Available in a wide variety of operating styles for endless combinations, Tuscany Series can make a lasting impression in your home.



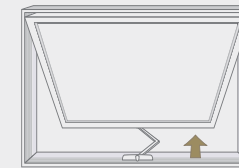
Single/Double Hung

HARDWARE
SmartTouch Lock, Vent Stop



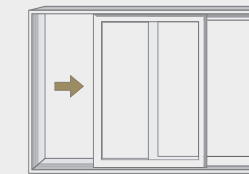
Casement

HARDWARE
Folding Nesting Operator, Sash Lock
(Optional oversize handle available)




Awning

HARDWARE
Folding Nesting Operator, Sash Lock
(Optional oversize handle available)




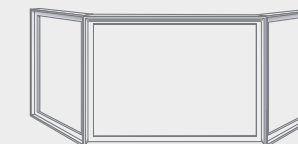
Horizontal Slider

HARDWARE
SmartTouch Lock, Vent Stop



Picture and Radius

HARDWARE
Non-operable



Bay and Bow

HARDWARE
Dependent on your window selection



SmartTouch Lock, Tan



SmartTouch Lock, White



Sash Lock, Nested Handle, White



Vent Stop, White

*Hardware color will match interior frame color selection of white or tan.
All windows come with pull rail screens for easier removal and installation.*



SmartTouch® Innovation

Exclusive to Milgard

Milgard has a long-standing tradition of innovation. The SmartTouch window lock and door handle addresses the need for durable, easy to use windows and patio doors that exceed rigorous California forced-entry codes*.



SmartTouch Lock



SmartTouch Door Handle

SmartTouch Window Lock

INTUITIVE

It's the easiest way to unlock and lock windows allowing you to open or close them in one smooth, single motion. No pinching, squeezing or twisting.

STREAMLINED

The SmartTouch window lock mechanism is incorporated into the window sash for a sleek, low-profile design.

STRONG

The lock assembly is constructed from die-cast zinc making it strong and built to last.

SECURE

It offers peace of mind you can see. When the handle is down, the window is locked so you can rest assured your window is secure at a glance.

SmartTouch Door Handle

ERGONOMIC

A simple one-touch motion unlocks, opens and closes the door, making it accessible and usable for all ages.

SMARTTOUCH BOLT

A fully integrated steel bolt that secures the sliding patio door firmly into the top frame with the flip of a lever - an industry first! Let the fresh air in while keeping the door secure in a vented position.

SECURITYMAX™ PACKAGE

Includes a multi-point locking system paired with the SmartTouch Bolt. The lock is activated with a single motion of the handle which engages four locking points and secures the door in the top frame and bottom track. This provides five points of security on your patio door.**



Bronze Half Vent with SDL Grids



Tan Single Hung and Picture Windows with Flat Grids

Make a Statement with Color



Painted Exterior Finishes
White interior only

Standard Finishes
Matching interior and exterior

Colors shown are approximate. Visit your local Milgard Certified Dealer to see accurate finish samples.

*Based on guidelines set by the American Architectural Manufacturers Association.

**Locks are designed to improve security but are not guaranteed to keep intruders out under all circumstances.

Tuscany® Series | V400 Patio Doors

Tuscany Series patio doors are the perfect balance of durability, beauty and security. Choose from sliding doors available with standard frames or an elegant French Rail to reflect your personal style. Swinging French doors are also available in select markets. With superior energy performance and premium hardware options, you'll enjoy Tuscany Series patio doors for years to come.



4 Panel Sliding Door




Blinds between Glass Sliding Door



French Sliding Door



2 Panel Sliding Door



Sliding Doors

- Available in standard or French rail to reflect your style
- High quality rollers that allow for effortless operation and adjustment of door panels
- Innovative SmartTouch® door handle to open & close easily

OPTIONS


- SmartTouch Bolt locking and venting system
- Durable aluminum blinds between the glass to control light and privacy *(Not available in all sizes)*
- Low-profile handle or exterior keyed lock
- Choose from standard or premium screen frame and standard or PureView® screen mesh for enhanced visibility
- Retractable screen also available *(Not available in all sizes)*

SIZING *(Sizes can vary by location)*

1 Panel:	Min 2'6" x 6'8"	Max 5'0" x 8'0" (fixed)
2 Panel:	Min 5'0" x 6'8"	Max 10'0" x 8'0"
3 Panel:	Min 9'0" x 6'8"	Max 12'0" x 8'0"
4 Panel:	Min 10'0" x 6'8"	Max 16'0" x 8'0"

HARDWARE

Standard and decorative upgrade options available



Swing French Doors

- Elegant French rail for a classic look
- Two-way adjustable hinges for easy door panel alignment
- Available in AZ, CA, and NV only

OPTIONS

- Choose an in-swing or out-swing operating style
- Expand your view with sidelites and transoms

SIZING *(Sizes can vary by location)*

1 Panel:	Min 2'0" x 6'6"	Max 3'2" x 8'0"
1 Panel-1 Sidelite:	Min 3'4" x 6'6"	Max 5'2" x 8'0"
1 Panel-2 Sidelites:	Min 4'8" x 6'6"	Max 7'2" x 8'0"
2 Panel:	Min 4'0" x 6'6"	Max 6'4" x 8'0"
2 Panel-1 Sidelite:	Min 5'4" x 6'6"	Max 8'4" x 8'0"
2 Panel-2 Sidelites:	Min 6'8" x 6'6"	Max 10'0" x 8'0"

HARDWARE

Standard and decorative upgrade options available

Sizes can vary by location. Your Milgard Certified Dealer can provide more detail on sizes available in your area.



Choose Your Door Hardware

Sliding Door Hardware

STANDARD INTERIOR OPTIONS

- SmartTouch® Lock available in white, tan
- D handle available in white, tan

STANDARD EXTERIOR OPTIONS

- Exterior handle color will compliment door frame color selection
- Exterior handle can come either keyed, or unkeyed

DECORATIVE UPGRADE OPTIONS *(interior only)*

- Decorative interior handle upgrade options include oil rubbed bronze, brushed chrome, and satin nickel

SMARTTOUCH BOLT

- Available for all Tuscan Series I V400 sliding door configurations



SMARTTOUCH HANDLE, WHITE

D HANDLE, WHITE

EXTERIOR SLIDING HANDLE, WHITE



DECORATIVE HANDLE, BRUSHED CHROME UPGRADE

SMARTTOUCH BOLT, WHITE

Swing Door Hardware

STANDARD OPTIONS *(interior and exterior)*

- Interior swing door handles are available in white, tan, and oil rubbed bronze

DECORATIVE UPGRADE OPTIONS *(interior and exterior)*


- Decorative upgrade options include brushed chrome and satin nickel



SWING DOOR INTERIOR HANDLE SATIN NICKEL UPGRADE

SWING DOOR EXTERIOR HANDLE WHITE

Hardware Finishes



White

Tan

Brushed Chrome

Satin Nickel

Oil Rubbed Bronze

Make it Your Own



Grids

Express your creativity and dramatically increase your home's curb appeal with our virtually endless grid options. Select grid choices placed inside our insulated glass units for easiest window cleaning.



FLAT GRID



SCULPTURED GRID



SIMULATED DIVIDED LITES



CHECK RAIL

Decorative Glass

For rooms, such as the bathroom, we offer obscure glass for privacy or decorative flair. We also have tinted glass for additional shading from direct sunlight.

VISIT MILGARD.COM/GLASS TO SEE FULL COLLECTION OF OPTIONS




P516



RAIN



MATELUX



CROSS REED

Details That Matter

Even Sightlines

All Tuscany® Series windows come with even sightlines, from top to bottom, and across operating styles. This provides a streamlined and aesthetically pleasing effect throughout your home, no matter which window operating style you choose.

Tuscany Series is suitable for a variety of architectural home styles, and multiple frame types allow for use in both new construction and replacement applications.



Installation Configurations



Exterior Trim Options (Not sold separately)



Energy Efficiency

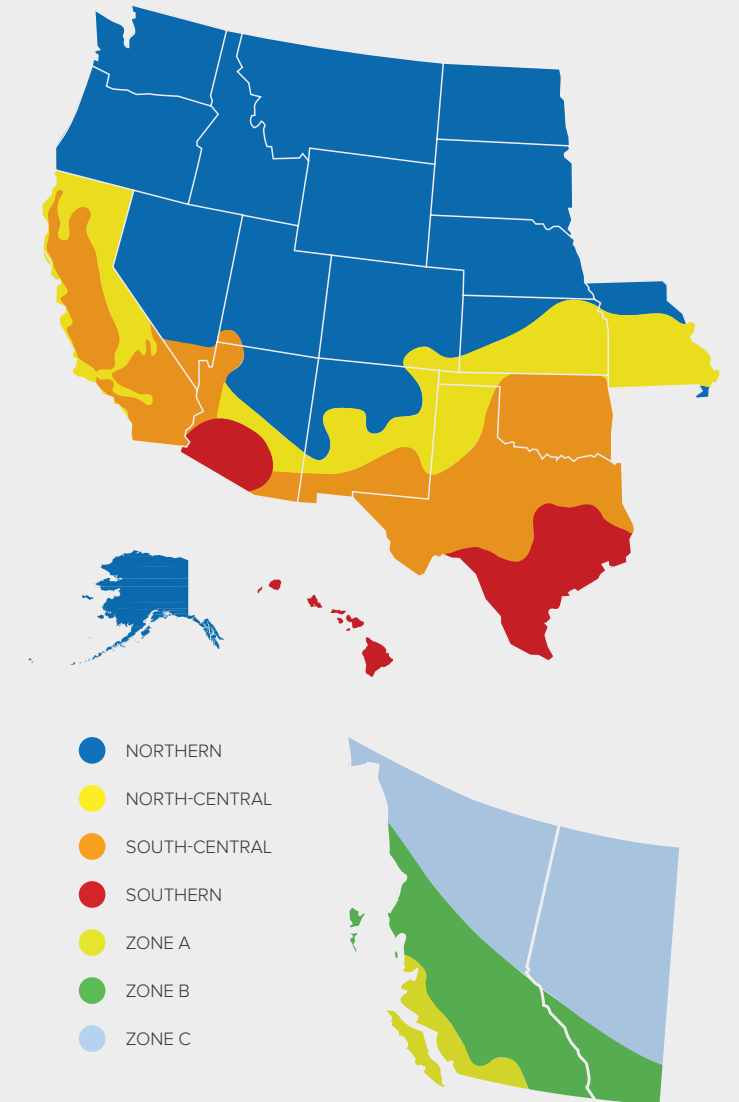
Tested and Built for Your Climate

At Milgard, we help homeowners like you make an impact on their energy consumption by offering energy efficient windows and patio doors designed for your homes comfort.

We make it easy to meet local energy codes and green building efficiency standards with a selection of energy packages you can tailor to your specific climate. We conduct thermal simulations to improve energy performance and we adhere to ENERGY STAR® v6 requirements that meet or exceed U-Factor and Solar Heat Gain Coefficient (SHGC) criteria in the areas we serve.

Your energy efficient windows could include one or more of the following features based on your climate.

- SunCoat® or SunCoatMAX®
- EdgeGardMAX® Spacer
- Foam Spacer
- Argon
- 4th Surface
- Triple Glaze





For more information including technical specifications and reviews, visit
MILGARD.COM/TUSCANY

Tuscany®, PureView®, SecurityMAX™, SunCoat®, SunCoatMAX®, EdgeGardMAX® and SmartTouch®
are trademarks of Milgard Manufacturing, LLC

ENERGY STAR® is a registered trademark of the U.S. Environmental Protection Agency. Milgard Windows is proud to be an
ENERGY STAR® partner, with all Tuscany Series products ENERGY STAR® qualified for all U.S. zones.

Milgard Tuscany Series windows and doors meet criteria for structural integrity and reliable performance established by the
American Architectural Manufacturers Association (AAMA). Consult your Milgard representative for specific test information.

V400 070121 © 2021 Milgard Manufacturing, LLC



Fiber-Classic® & Smooth-Star® Fiberglass Doors

Fiber-Classic® & Smooth-Star®



Great style for any home.

With many door styles in common and glass families that cross over between door collections, Fiber-Classic and Smooth-Star offers flexible options to fit virtually every entrance from front entry to patio to utility doors at an excellent value.

Top: Smooth-Star, Clear Glass with GBGs, Doors – S82103, Finish – Onyx
Bottom: Fiber-Classic Oak Collection, Internal Blinds, Door – FC678, Finish – Barley
Right Page: Fiber-Classic Oak Collection, Wellesley Glass, Door – FC796, Sidelites – FC104SL, Finish – Barley

Door Construction

Fiber-Classic® and Smooth-Star® doors set the standard for beauty, quality and performance at an excellent value. Explore the craftsmanship and innovation of doors designed for long-lasting energy efficiency, durability and security.



1 Weather Resistance

Composite rails protect the door at the top and bottom edges to help block moisture that can wick into doors.

2 Security

An enhanced lock block combined with a 1- $\frac{1}{4}$ " engineered lumber lock stile increases rigidity and stability.

3 Durability


With very little maintenance, a fiberglass door can bring a home years of durability. Unlike wood, fiberglass will not warp or rot. And, unlike steel, it will not dent or rust.

4 R-Values

Built with a polyurethane foam core that offers up to four times the insulating R-Value of wood*, Thermo-Tru fiberglass doors insulate against cold and heat for exceptional energy efficiency.



ENERGY STAR® Qualified
Options Available




*Comparison of fiberglass to wood doors (both without glass).

Internal Blinds

Internal blinds provide the privacy and convenience of a cordless blind enclosed between glass. A single-hand operator opens, closes and tilts the blinds to control the desired level of privacy and light.

- ① Single-Hand Operator
- ② Privacy Bar



Screen Vented


Screen vented lites offer a built-in screen for ventilation, featuring a gliding operation and sash locking system.



Privacy & Textured Glass




Reeded



Geometric



Satin Etch



Chord



Chinchilla



Rainglass



Granite



Also Available:
Low-E & Clear Glass

Clavos & Strap Hinges

Add a finishing touch of rustic flavor with decorative hardware.





Dentil Shelves

Complete the look with a dentil shelf for true Craftsman appeal.



Fiber-Classic. 4-Block Dentil Shelf*



*Not recommended for use behind storm doors or to be painted dark colors, if exposed to direct sunlight.
Bottom: Fiber-Classic Mahogany Collection, Clear Glass with SDLs, Door – FCM4816, Dentil Shelf, Finish – Acorn
Right Page: Fiber-Classic Oak Collection, Riserva Glass, Door – FC574, Sidelites – FC573SL, Finish – Barley







Clear Glass with Divided Lites

									
Mahogany	Smooth	Mahogany	Smooth	Mahogany	Smooth	Mahogany			
FCM605 ★ 2'8" x 6'8" 2'10" x 6'8" 3'0" x 6'8"	S605 ★ 2'8" x 6'8" 2'10" x 6'8" 3'0" x 6'8"	S8605 ★ 2'8" x 8'0" 2'10" x 8'0" 3'0" x 8'0"	FCM606 ★ 2'8" x 6'8" 2'10" x 6'8" 3'0" x 6'8"	S606 ★ 2'8" x 6'8" 2'10" x 6'8" 3'0" x 6'8"	S8606 ★ 2'8" x 8'0" 2'10" x 8'0" 3'0" x 8'0"	FCM607 ★ 2'8" x 6'8" 2'10" x 6'8" 3'0" x 6'8"	S607 ★ 2'8" x 6'8" 2'10" x 6'8" 3'0" x 6'8"	S8607 ★ 2'8" x 8'0" 2'10" x 8'0" 3'0" x 8'0"	FCM608 ★ 2'8" x 6'8" 2'10" x 6'8" 3'0" x 6'8"

EnLiten™ Flush-Glazed Clear Glass

Front door →

NEW

									
Smooth	Mahogany	Smooth	Smooth	Mahogany	Smooth				
S608 ★ 2'8" x 6'8" 2'10" x 6'8" 3'0" x 6'8"	S8608 ★ 2'8" x 8'0" 2'10" x 8'0" 3'0" x 8'0"	FCM4810 ▲ ★ E 2'8" x 6'8" 2'10" x 6'8" 3'0" x 6'8"	S4810 ▲ ★ E 2'8" x 6'8" 2'10" x 6'8" 3'0" x 6'8"	S84810 ▲ ★ 2'8" x 8'0" 2'10" x 8'0" 3'0" x 8'0"	S2610* ★ ▲ E 2'8" x 6'8" 2'10" x 6'8" 3'0" x 6'8"	S82610* ★ ▲ E 2'8" x 8'0" 2'10" x 8'0" 3'0" x 8'0"	FCM601 ★ 6 2'8" x 6'8" 2'10" x 6'8" 3'0" x 6'8"	S601 ★ 6 2'8" x 6'8" 2'10" x 6'8" 3'0" x 6'8"	S8601 ★ 6 2'8" x 8'0" 2'10" x 8'0" 3'0" x 8'0"




*Available with flat lite frame only.

Note: See page 293 for important product details that may help with your purchase decision.

Bottom: Smooth-Star, Low-E Glass with SDLs, Door – S84816, Sidelites – S8000SL
 Top Right: Smooth-Star, Wellesley Glass, Door – S721

							
Smooth	Oak	Smooth	Smooth	Oak	Smooth	Smooth	Smooth
S755 6 2'8" x 6'8" 2'10" x 6'8" 3'0" x 6'8"	FC862 6 2'8" x 8'0" 2'10" x 8'0" 3'0" x 8'0"	S31 6 2'8" x 6'8" 2'10" x 6'8" 3'0" x 6'8"	S831 6 2'8" x 8'0" 2'10" x 8'0" 3'0" x 8'0"	FC808 6 2'8" x 6'8" 2'10" x 6'8" 3'0" x 6'8"	S960 6 2'8" x 6'8" 2'10" x 6'8" 3'0" x 6'8"	S4800 6E 2'8" x 6'8" 2'10" x 6'8" 3'0" x 6'8"	S84800 6 2'8" x 8'0" 2'10" x 8'0" 3'0" x 8'0"

								
Mahogany	Smooth	Mahogany	Smooth	Mahogany	Mahogany	Oak	Oak	
FCM600 6 2'8" x 6'8" 2'10" x 6'8" 3'0" x 6'8"	S600 6 2'8" x 6'8" 2'10" x 6'8" 3'0" x 6'8"	S8600 6 2'8" x 8'0" 2'10" x 8'0" 3'0" x 8'0"	FCM134 6 2'8" x 6'8" 2'10" x 6'8" 3'0" x 6'8"	S11 6 2'8" x 6'8" 2'10" x 6'8" 3'0" x 6'8"	FCM60 6E 2'8" x 6'8" 2'10" x 6'8" 3'0" x 6'8"	FCM860 6 2'8" x 8'0" 2'10" x 8'0" 3'0" x 8'0"	FC60 6E 2'6" x 6'8" ‡ 2'8" x 6'8" ‡ 2'10" x 6'8" ‡ 3'0" x 6'8" ‡	FC860 6 2'8" x 8'0" 2'10" x 8'0" 3'0" x 8'0"

							
Smooth	Mahogany	Oak	Smooth	Smooth			
S210 6E 2'6" x 6'8" 2'8" x 6'8" ‡ 2'10" x 6'8" ‡ 3'0" x 6'8" ‡	S810 6 2'6" x 8'0" 2'8" x 8'0" 2'10" x 8'0" 3'0" x 8'0"	FCM1000 6E 2'0" x 6'8" 2'4" x 6'8" 2'6" x 6'8" ‡ 2'8" x 6'8" ‡ 2'10" x 6'8" ‡ 3'0" x 6'8" ‡	FCM81000 6 2'0" x 8'0" 2'4" x 8'0" 2'6" x 8'0" 2'8" x 8'0" 2'10" x 8'0" 3'0" x 8'0"	1000 6E 2'0" x 6'8" 2'4" x 6'8" ‡ 2'6" x 6'8" ‡ 2'8" x 6'8" ‡ 2'10" x 6'8" ‡ 3'0" x 6'8" ‡	81000 6 2'0" x 8'0" 2'4" x 8'0" 2'6" x 8'0" 2'8" x 8'0" 2'10" x 8'0" 3'0" x 8'0"	S100 6E 2'0" x 6'8" ‡ 2'4" x 6'8" ‡ 2'6" x 6'8" ‡ 2'8" x 6'8" ‡ 2'10" x 6'8" ‡ 3'0" x 6'8" ‡ 3'6" x 6'8"	S81000 6 2'0" x 8'0" 2'4" x 8'0" 2'6" x 8'0" 2'8" x 8'0" 2'10" x 8'0" 3'0" x 8'0" 3'6" x 8'0"

← water heater



INTERIOR DOOR COLLECTION



DECORATIVE FRENCH

Light-filled doorways featuring the added privacy and beauty of decorative glass.



BIFOLDS

Beautiful wood closet doors designed for lasting performance and durability.



CLEAR FRENCH

Accentuates any room with natural wood construction and elegant clear glass finishes.



BARN DOORS

Versatile sliding doors perfectly suited for a rustic or industrial statement piece.



TRADITIONAL

Classic interior doors for a consistent and sophisticated look that never goes out of style.



FIRE-RATED

Safety blends seamlessly with style, functionality, and superb craftsmanship.

KNOTTY ALDER



82 | Raised
⊕ ★



82V | Raised
V-GROOVE



83 | Raised
⊕ ★



83V | Raised
V-GROOVE ⊕



782 | Flat
★



760 | Flat
⊕ ★



730 | Flat



755 | Flat

PRIMED



720 | Flat
★



782 | Flat
★



760 | Flat
★



730 | Flat

OPTIONS KEY:
⊕ Available in 8'

Multiple sticking options available for select doors. See index for design details.
Interior door height is 6'8" / thickness is 1-3/8" unless otherwise noted.
Doors are shown with clear coat finish (except primed).



PRIMED



755 | Flat



Louver / Panel



Louver / Louver

HEMLOCK



720 | Flat

** Rogue Valley Doors may have minor stylistic differences when directly compared to Builders Choice doors. Due to the natural characteristics of wood, color and texture may vary between doors of the same species.

PRIMED



720BF | Flat



782BF | Flat



760BF | Flat



730BF | Flat



755BF | Flat



Louver / Louver
Shown in primed



Louver / Panel



Louver / Louver



CONNECT
UP TO **4** INDOOR
UNITS!



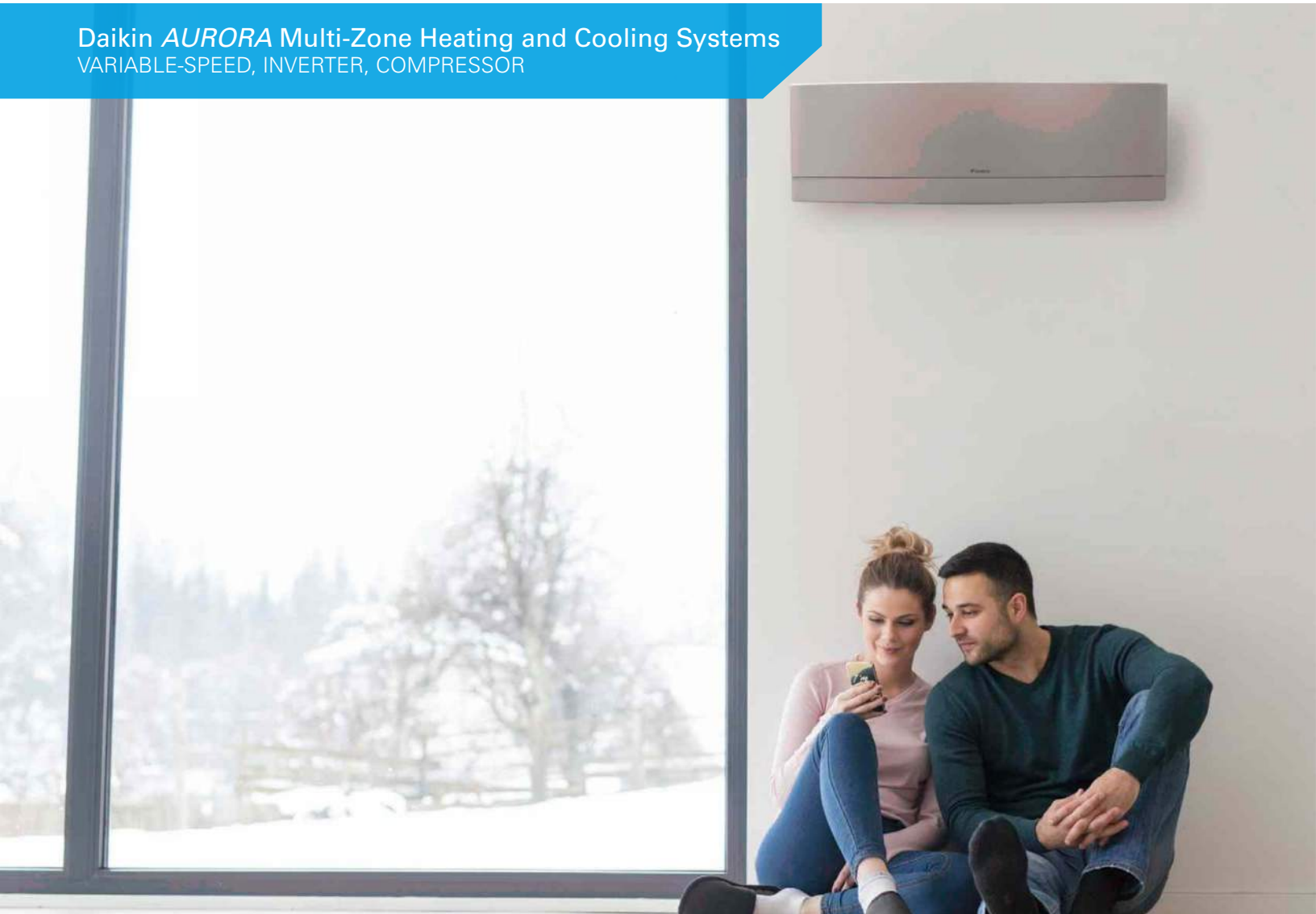
DAIKIN *AURORA* MULTI-ZONE HEATING AND COOLING SYSTEMS

1.5-3 TON, 2-4 ZONE SYSTEMS
Up to 21.7 SEER / Up to 12.5 HSPF / Up to 12.7 EER
VARIABLE-SPEED, INVERTER, COMPRESSOR

Today, the air is perfect. Perfect temperature. Perfect humidity. Perfectly clean and fresh, like just after a rainstorm. And the only thing more perfect than this outdoor scenario is that it's all happening inside. Because that's where we work. That's where we play, where we sleep, where we truly live.

And that's why at Daikin, we aim to make the air inside as refreshing as the outside. Better comfort. Better control and efficiency. Better quality. So you can create your own unique ecosystem. And everyday is perfect. **Inside and out.**

Daikin *AURORA* Multi-Zone Heating and Cooling Systems VARIABLE-SPEED, INVERTER, COMPRESSOR



Perfecting The Air We Share

A better understanding of how people inhabit their living spaces has led to products designed to create indoor environments that help use energy resources more effectively. Heat pumps extract or reject heat from the outside air, even in cold weather. They use an electrically powered compressor and are extremely effective at

heating and cooling an apartment or a house. Daikin heat pumps are quiet and discreet, and use state-of-the-art technology to keep your energy bills low. With a Daikin heat pump, a large portion of the energy used to heat or cool your home comes from the outside air, a free and infinitely renewable resource.



Comfort

We offer a wide range of products, and always provide you with the ideal solution, whether for an apartment, condo or a house. Our units are whisper quiet and, with their specially designed airflow pattern, they create your ideal indoor climate.

Daikin units are designed to include features that let you create your own unique ecosystem. From the wide angle louver design and intelligent eye technology to the auto-swing and comfortable mode controller settings, effective heating and cooling is ensured throughout the space.

Smart inverter technology

Integrated with a variable-speed inverter compressor, Daikin systems deliver the capacity required to maintain desired room conditions, typically reducing energy consumption by up to 30% or more (compared to traditional fixed-speed ducted systems). This technology minimizes temperature fluctuations and provides continuous cooling and heating comfort.

Energy efficiency

Our products are designed to be highly efficient all year round, and their low energy consumption is reflected in low energy bills for you.

Control**

Our expertise makes life easier for you, allowing you to control your system via a smartphone app or a user-friendly remote control.

Reliability

Daikin products are renowned for their reliability. And you can rely on outstanding limited warranties* to match.



* Complete warranty details available from your local dealer/contractor or at www.daikincomfort.com. To receive the 12-Year Parts Limited Warranty, online registration must be completed within 60 days of installation. Online registration is not required in California or Québec.

**Adaptor required.

Daikin *AURORA* Multi-Zone Heating and Cooling Systems

Designed for living: Solutions for colder regions

Living in colder climates doesn't mean a heat pump isn't a viable option to heat each space in your home or business. The outdoor units of this Multi-Zone Daikin *AURORA* heat pump system have been redesigned to withstand extreme weather conditions, even when it is down to -13°F WB (-25°C WB).

Ideal solution for:

- » Primary living areas (master bedrooms and living rooms)
- » Hot or cold rooms
- » Rooms with poor air flow
- » Renovations and remodeling
- » Basements, attics and garages
- » New construction

Premium comfort features:

- » **Energy Efficient** – Up to 21.7 SEER / Up to 12.5 HSPF / Up to 12.7 EER for ultra-efficient cooling and heating operation and reduced operating costs compared to conventional lower-efficiency systems.
- » **Advanced Filtration** – Long life, washable filters.
- » **Enhanced Capacity** – Up to 100% rated heating capacity at 5°F WB (-15°C WB) and continues to operate down to -13°F WB (-25°C WB). Up to 100% rated cooling capacity at 115°F DB (46°C DB).



Compatible indoor units:



EMURA

Designed to perfectly balance technological capability and the beauty of aerodynamics


- » Iconic award winning design and engineering excellence
- » Elegant finish in pure matte white or modern silver
- » Two-area intelligent eye sensor controls comfort and allows for energy savings during unoccupied periods
- » Titanium apatite photo-catalytic air purification



FVXS

Floor mounted unit for optimal heating comfort thanks to dual airflow

- » Its low height enables the unit to fit perfectly beneath a window
- » Can be installed against a wall or recessed
- » Vertical auto swing moves the louver up and down for efficient air and temperature distribution



VISTA

Unique design that integrates seamlessly into the ceiling

- » Iconic award winning design and engineering excellence
- » Elegant finish in white or silver / white combination
- » DC fan motor and two optional intelligence sensors for energy efficiency
- » Outside air integration possible of up to 2-3% of the nominal indoor air volume



FDMQ

Ducted Concealed Unit capable of up to .6 esp

- » Higher external static pressure capabilities allow for longer duct runs and easily implementing high MERV filtration with appropriate transitions
- » Drain pan inspection port makes it easy to observe installation flexibility
- » Outside air integration possible



FTXS

Discreet wall mounted unit providing high efficiency and comfort

- » Discreet, stylish front panel blends easily with the wall, and matches all interior decors
- » Dry program allows humidity levels to be reduced without variations in room temperature
- » Intelligent Eye function reduces heating or cooling operation during unoccupied periods



FDXS/CDXS

Slim Ducted Concealed Ceiling Unit capable of up to 0.18 esp

- » External static pressure facilitates unit's use with minimal length of duct runs
- » Discretely concealed in the ceiling: only the suction and discharge grills are visible
- » DC fan motor for low energy consumption
- » Outside air integration possible

1.5-3 TON, 2-4 ZONE SYSTEMS

Up to 21.7 SEER / Up to 12.5 HSPF / Up to 12.7 EER
 VARIABLE-SPEED, INVERTER, COMPRESSOR

Flexible options providing high efficiency and comfort

The Daikin *AURORA* Multi-Zone System is a flexible solution for individual zone comfort. Connecting up to 4 indoor units to a single outdoor unit reduces installation space and costs while maximizing comfort and energy efficiency. With a choice of indoor unit types in a wide range of capacities, Daikin Multi-Zone Systems allow mix and matched combinations. Whether your rooms are large or small, Daikin units have the capacities to provide the climate you want and which suit your budget.



Outdoor unit features:



Outdoor Unit Quiet Operation can reduce sound levels by 3dB for times when quieter operation is needed.



Auto-Restart mode allows the unit to memorize the operation mode, airflow and temperature settings. Should there be a power failure when the unit is in operation, it will automatically return to the same operating conditions when the power is restored.



Intelligent Defrost Mode* – The outdoor unit will optimize the duration, and frequency, of defrost operation based on where the system is installed and how it's used. This mode will help provide longer heating operation time for additional comfort to occupants (compared to HVAC systems without this function).

*Available on 4MXL only



Optimized drain pan

» Newly designed drain pan on outdoor unit to help prevent condensate from freezing and causing damage to the fan and coil.



Note: 4MXL drain pan shown

Knowledge is power

In general, system performance is measured by a higher Seasonal Energy Efficiency Ratio (SEER) and Energy Efficiency Ratio (EER). Higher ratings mean lower operating costs. Similarly, a higher rated Heating Seasonal Performance Factor (HSPF) and Coefficient of Performance (COP) means a more efficient air-source heat pump.

Up to	
21.7 SEER	12.7 EER
12.5 HSPF	4.26 COP <small>(Coefficient of Performance)</small>

Daikin *AURORA* Multi-Zone Heat Pump Efficiency Ratings

Why is it important?

The COP of a heat pump is the ratio of: $COP = \frac{\text{energy out}}{\text{energy in}}$
 When the COP is >1, the result is a system providing more heating energy than energy consumed. As the COP increases, the higher the efficiency — resulting in lower utility costs.

COP |  |  |  | **AURORA**
 Up to 4.26
(Wall Mount Unit)



You're always in control.

Individual comfort and control

Daikin systems have an available infrared remote controller allowing you to access all functions at the click of a button.

From anywhere in the world. Or your living room.



It can happen to anyone. You forgot to change the temperature of your heat pump system or air conditioner before leaving the house, or you will be delayed returning home and wish to avoid needlessly heating or cooling your home. What in the past would have resulted in wasted energy is no longer a problem. With the Daikin Comfort Control or DKN App, you are always in control. You can use your tablet or smart-phone to access your Daikin system via the internet*.

* Requires purchase and installation of BRP072A43, AZAI6WSCDKA, or AZAI6WSCDKB Wi-Fi adaptors depending on the indoor unit. Features vary by adaptor. See each adaptor's product flyer for more information.

NEW! Daikin Madoka Remote Controller



Daikin is pleased to introduce the *Madoka* remote controller for the North American FDMQ and FFQ (P1P2) indoor units. The *Madoka* features a sleek and stylish design with an intuitive interface including touch button control. It retains advanced functions

for indoor unit control. It can be commissioned and managed with ease through a Bluetooth® configuration app or via the onboard menus. The *Madoka* provides 3 configurable display modes: Text (default), Icon, and Scale to help meet project and occupant needs. Learn more at www.daikinac.com.



Madoka Quick Set App
Available for download on
iOS and Android devices.



Coming Soon! Daikin Adaptive Touch Controller



The Daikin *Adaptive Touch Controller* (ATC) is used to control FDMQ and FFQ (P1P2) indoor units with advanced and configurable control logic. The *ATC* comes in 4 different models with a built-in temperature sensor, humidity sensor, CO₂ sensor, and occupancy sensor. The

ATC will also provide analog input, analog output, digital input, and digital output terminals to monitor auxiliary sensors and control auxiliary equipment. The built-in sensors can be combined with advanced logic to create actionable tasks based upon the sensor values. The *ATC* controller can be integrated with a compatible building management system (BMS) using *BACnet™* MS/TP.

NEW! Daikin DKN Plus Interface



The new Daikin DKN Plus Interface (AZAI6WSPDKC) enables the energy-efficient control of Daikin air conditioners by a third-party thermostat or an automation system. With this interface, third

party devices or systems can control the Single-Zone and Multi-Zone indoor units through the DKN Cloud NA App via Wi-Fi, Cloud API, Modbus®, BACnet™ MS/TP, or thermostat relay contacts. This interface can be commissioned easily through the DKN Cloud NA app via Bluetooth® Low Energy (BLE). Learn more at www.daikinac.com.

NEW! Daikin One+ Smart Thermostat







The Daikin *One+* smart thermostat is now available for single and multi-zone indoor unit models. With the new translation adaptor, connecting

the Daikin *One+* smart thermostat provides several user features including remote monitoring, control and geofencing using the Daikin *One* home app, *Google*, and *Amazon* voice assistants. Learn more at www.daikinone.com.

** Note that the handheld remote that comes with some indoor units should not be used together with the Daikin *One+* smart thermostat.

SPECIFICATIONS

Outdoor Units	2-Port (2MXL18QMVJUA)	AHRI#	3-Port (3MXL24RMVJUA)	AHRI#	4-Port (4MXL36TVJU)	AHRI#
Non-Ducted	17 SEER / 12.7 EER / 10.3 HSPF	 205663354	18.0 SEER / 12.7 EER / 12.5 HSPF	205663358	21.7 SEER / 12.5 EER / 11.2 HSPF	 202521824
Ducted	14 SEER / 10.1 EER / 8.2 HSPF	205663355	14.0 SEER / 9.9 EER / 8.2 HSPF	205663359	16.9 SEER / 11 EER / 9.1 HSPF	202522139
Mixed	15.5 SEER / 11.4 EER / 9.25 HSPF	205663365	16 SEER / 11.3 EER / 10.35 HSPF	205663367	19.3 SEER / 11.75 EER / 10.15 HSPF	202522140

Outdoor Units	2-Port (2MXL18QMVJU)	AHRI#	3-Port (3MXL24RMVJU)	AHRI#
Non-Ducted	17 SEER / 12.7 EER / 10.3 HSPF	 8849535	18.0 SEER / 12.7 EER / 12.5 HSPF	 201851577
Ducted	14 SEER / 10.1 EER / 8.2 HSPF	8849534	14.0 SEER / 9.9 EER / 8.2 HSPF	201851578
Mixed	15.5 SEER / 11.4 EER / 9.25 HSPF	8849536	15.95 SEER / 11.3 EER / 10.35 HSPF	201851582

Indoor Units / Dimensions (HxWxD)	Unit Class					
	07	09	12	15	18	24
EMURA (Wall Mount)		FTXR09TVJUW/S	FTXR12TVJUW/S		FTXR18TVJUW/S	
		11-15/16 x 39-5/8 x 8-3/8			11-15/16 x 39-5/16 x 8-3/8	
VISTA (Ceiling Cassette)		FFQ09Q2VJU	FFQ12Q2VJU	FFQ15Q2VJU	FFQ18Q2VJU	
		10-1/4 x 22-5/8 x 22-5/8				
FTXS Wall Mount	CTXS07LVJU	FTXS09LVJU	FTXS12LVJU	FTXS15LVJU	FTXS18LVJU	FTXS24LVJU
	11-5/8 x 31-1/2 x 8-7/16			13-3/8 x 41-5/16 x 9-3/4		
FVXS Floor/Low Wall Mount		FVXS09NVJU	FVXS12NVJU	FVXS15NVJU	FVXS18NVJU	
		23-5/8 x 27-9/16 x 8-1/4				
FDMQ Ducted Concealed		FDMQ09RVJU	FDMQ12RVJU	FDMQ15RVJU	FDMQ18RVJU	FDMQ24RVJU
		9-5/8 x 27-9/16 x 31-1/2			9-5/8 x 39-3/8 x 31-1/2	
FDXS/CDXS Slim Duct	CDXS07LVJU	FDXS09LVJU	FDXS12LVJU	CDXS15LVJU	CDXS18LVJU	CDXS24LVJU
	7-7/8 x 27-9/16 x 24-7/16			7-7/8 x 35-7/16 x 24-7/16		7-7/8 x 43-5/16 x 24-7/16



Proper sizing and installation of equipment is critical to achieve optimal performance. Split system air conditioners and heat pumps must be matched with appropriate coil components to meet **ENERGY STAR**® criteria. Ask your contractor for details or visit www.energystar.gov.



Use of the AHRI Certified® mark indicates a manufacturer's participation in the certification program. For verification of certification for individual products, go to www.ahridirectory.org



About Daikin:



Daikin Industries, Ltd. (DIL) is a global Fortune 1000 company which celebrated its 95th anniversary in May 2019. The company is recognized as one of the largest HVAC (Heating, Ventilation, Air Conditioning) manufacturers in the world. DIL is primarily engaged in developing indoor comfort systems and refrigeration products for residential, commercial and industrial applications. Its consistent success is derived, in part, from a focus on innovative, energy-efficient and premium quality indoor climate and comfort management solutions.

NEW! Daikin SplitXpress Selection Tool

The new interactive *SplitXpress* mobile app and website provide a complete product selection tool to streamline system selection for single and multi-zone projects. Users can create equipment selections and add accessories / pricing details to quickly share quotes with customers. Available for free on the *App Store* (iOS) and *Google Play* (Android), and at <https://splitxpress.daikincity.com>.



WARNINGS:

- » Always use a licensed installer or contractor to install this product. Do not try to install the product yourself. Improper installation can result in water or refrigerant leakage, electrical shock, fire or explosion.
- » Use only those parts and accessories supplied or specified by Daikin. Ask a licensed contractor to install those parts and accessories. Use of unauthorized parts and accessories or improper installation of parts and accessories can result in water or refrigerant leakage, electrical shock, fire or explosion.
- » Read the User's Manual carefully before using this product. The User's Manual provides important safety instructions and warnings. Be sure to follow these instructions and warnings.
- » For any inquiries, contact your local Daikin sales office.

App Store is a registered trademark of Apple Inc.

Google Play and the *Google Play* logo are trademarks of Google LLC.

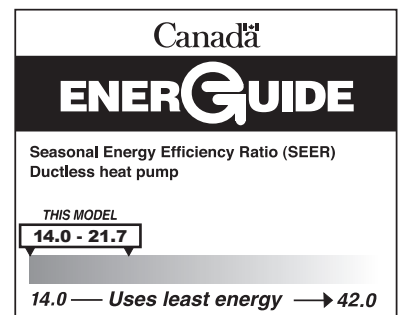
The *Bluetooth*® word mark and logos are registered trademarks owned by Bluetooth SIG, Inc., and any use of such marks are under license.

BACnet™ is a trademark of ASHRAE.

Modbus® is a registered trademark of Schneider Electric USA, Inc.

ADDITIONAL INFORMATION

Before purchasing this appliance, read important information about its estimated annual energy consumption, yearly operating cost, or energy efficiency rating that is available from your retailer.



Our continuing commitment to quality products may mean a change in specifications without notice.

© 2021 **DAIKIN NORTH AMERICA LLC** · Houston, Texas · USA · www.daikincomfort.com or www.daikinac.com

CB-AURMZ 09-21

Features

- Low stepover height allows easy entry and exit.
- Integral lumbar support.
- Textured bottom surface.
- Integral apron creates a clean, finished look.
- Coordinates with other products in the Elmbrook™ collection.

Material

- Acrylic.

Installation

- Alcove.
- Integral flange.
- Right drain.



Codes/Standards

CSA B45.5/IAPMO Z124
ASTM E162
ASTM E662


KOHLER® Plastic Baths and Receptors Lifetime Limited Warranty

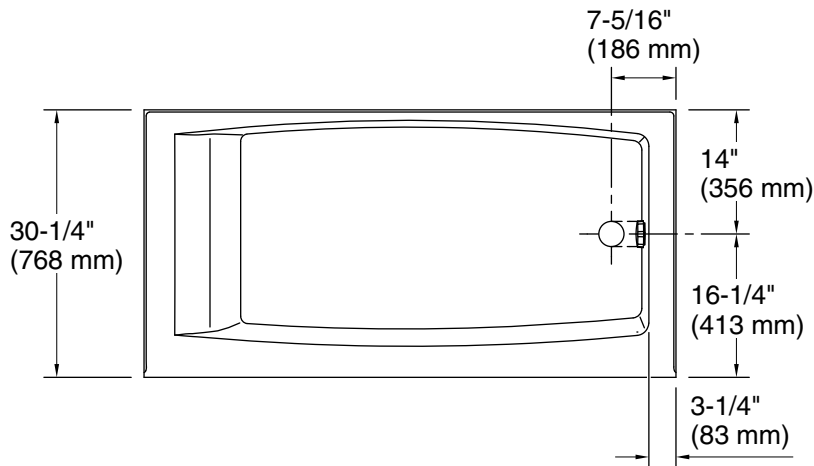
See website for detailed warranty information.

Available Colors/Finishes

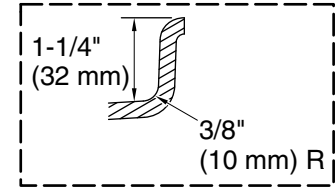
Color tiles intended for reference only.

Color	Code	Description
-------	------	-------------

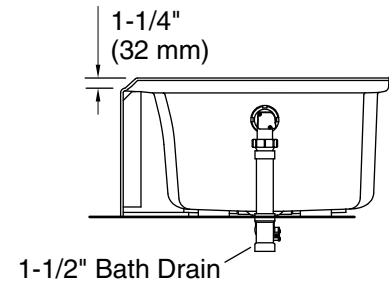
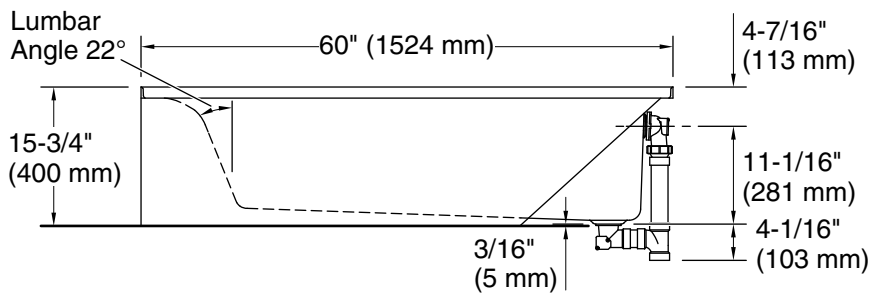
	0	White
--	---	-------



No change in measurements if connected with drain illustrated. (K-7213)



Integral Flange Detail



Technical Information

All product dimensions are nominal.

Installation:	Three-wall alcove
Drain location:	Right
Weight:	66.3 lbs (30.1 kg)
Minimum floor load:	36 lbs/ft ² (175.8 kg/m ²)
Water depth:	9" (229 mm)
Water capacity:	42 gal (159 L)
Minimum flat for door:	2-7/8" (73 mm)

Notes

Measure your actual product for rough-in details.

Install this product according to the installation instructions.

The hot water supply should be 70% of the capacity of the bath or greater. Installations will vary.



TruWood[®]
 Collins Products LLC SIDING | TRIM

TRUWOOD SELF-ALIGNING LAP SIDING

TruWood 1/2 in. Lap Siding's self-aligning feature creates Tru ease of installation, Tru time reduction and Tru labor savings. TruWood Siding combines a competitive price point and high quality to set a new industry standard for value. With expert craftsmanship and proven performance, TruWood Siding is the Tru choice for today's discerning builders.

FEATURES/BENEFITS

- Quality engineered surface and core
- 30-year limited warranty
- Pre-primed for improved weatherability
- 16 ft. lengths
- Matching reversible TruWood Trim
- Installs 25-40% faster than cement or vinyl sidings
- Use for residential single-family, multi-family housing, remodeling and light commercial projects
- Easy and safe to install using normal woodworking tools. No silica dust.
- Ask us about our FSC[®] products (FSC[®]-C002971)

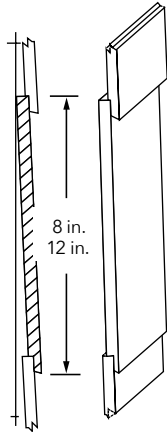
TREATED WITH

EcoGuard[®]

ZINC BORATE

- Resists mildew, rot and termite damage
- Naturally-occurring additive safe for use around children and pets

**SELF-ALIGNING
1/2 in. LAP SIDING**



SPECIFICATIONS:

Lap Size	Pc./ Bundle	Pc./ Unit	Maximum Exposure in inches	Sq. Ft. Coverage Per Piece	Approx Coverage Sq. Ft./ Unit	Sq. Ft. Needed To Cover 1,000 Sq. Ft. of Wall Area	Approx. Weight Lbs./Unit
1/2 in. x 8 in. x 16 ft.	5	210	7	9.33	1862	1200	4550
1/2 in. x 12 in. x 16 ft.	5	140	11	14.67	1951	1145	4550

*Allows for a 1 in. overlap and assumes a 5% waste factor.

Selection

Lap Size	Surface Texture
1/2 in. x 8 in. x 16 ft.	Old Mill [®]
1/2 in. x 12 in. x 16 ft.	Old Mill [®]

TruWood Siding and Trim meet the requirements of the following:

2018 International Building Code
2018 International Residential Code
ICC ESR-2588
American National Standard ANSI-CPA 135.6 - 2012
California Wildland-Urban Interface (WUI)

Fire rating = Class C
R Value = 0.67 (hour) (Sq. Ft.) (Fahrenheit) per BTU
1/2 in. Lap Siding = No Shear Value

CAL. PROP 65 WARNING: Use of this product may result in exposure to wood dust, known to the State of California to cause cancer.

PROPER STORAGE AND HANDLING

- Store siding flat and support on stringers to avoid sagging and contact with the ground
- Siding must be covered and protected from the elements
- Stack no more than eight units high
- Allow siding to acclimatize to local conditions prior to installation

TO FIND YOUR NEAREST DISTRIBUTOR, WARRANTY INFORMATION, INSTALLATION INSTRUCTIONS, CARE AND MAINTENANCE INSTRUCTIONS, A SIDING CALCULATOR, OR TO VIEW OUR PRODUCTS ON SAMPLE HOMES USING OUR VISUALIZER TOOL, HEAD TO **TruWoodSiding.com**. CAN'T FIND WHAT YOU NEED? **800.417.3674**



GETTING TREATED RIGHT

ADVANTAGE PLUS™

LOSP PRESSURE TREATED RADIATA PINE



**Product Sales and
Technical Manual**



**30 Year
Transferable
Warranty**

PRIMED SIDING | FASCIA | TRIM BOARDS | EXTERIOR MOULDING

Kelleher Advantage Plus™

Advantage Plus™ products are a fully treated, primed fingerjointed Pine product that is strong, versatile, easy to use. Made from a renewable resource, these products withstand a wide range of climates and come with a 30 year transferable warranty. The LOSP treatment process makes Advantage Plus safer to use and handle than other treated products. Advantage Plus carries a variety of Green building certifications. Advantage Plus products are paint ready with two factory applied primer coatings, durable, safe for interior and exterior use, termite resistant and defect free. All siding profiles are CAL FIRE rated. Specially formulated End Sealer protects wood where cuts and notches are made. Finish with 2 coats of acrylic latex paint.

Advantage Plus™ sidings are available in a variety of popular profiles and sizes. Installation procedures are similar to other siding products except for cut end sealing procedures described later in this manual. Advantage Plus™ Trim boards are S3S (surfaced three sides) and E2E (eased two edges) for a superb look. Trim boards are available 1x, 5/4x and 2x sizes. Use for general trim, Fascia, and most above ground - non structural applications. Advantage Plus exterior grade mouldings are available in both decorative and utility profiles.



Advantage Plus Product Features



Insect and Rot Resistant

Pressure treated with EPA approved chemicals to prevent rot, decay and termite infestation.



Renewable Resource

All lumber used in Advantage Plus is from sustainable plantation forests.



Fingerjoint Strength

Kiln Dried lumber with knots and imperfections removed then fingerjointed for a smooth stable substrate.



EPA (USA) Approved

Chemicals used to treat Advantage Plus are EPA approved. Safe to use both indoors or out.



30 Year Warranty

30 year limited warranty against rot and termite infestation is fully transferrable to new owners.



Non Corrosive

Chemicals used to treat Advantage Plus are non-corrosive to nails and other type of fasteners.



Double Coat

2 coats of factory applied primer for a smooth paint ready surface. Apply 2 coats of acrylic latex for final appearance and protection.



California Fire Rated

All sidings have been WUI (Wildlife Urban Interface) fire rated to California State Fire Marshall standards when installed horizontally.



Rating

UC3A - Treatment process is tested by third party industry experts for above ground exterior use.



Look for products with this logo for California Fire Certification

About the Factory Applied Primer:

The factory applied primer is NOT WATER RESISTANT. It is a two coat alkyd based primer that is designed to breath, which works well with the pressure treatment process. The primer is intended only for a better adhesion final application of the 2 coat acrylic latex paint. This 2 coat "final" process is your SEALER against moisture absorption.

Advantage Plus is a softwood. It is like redwood or cedar in most characteristics but does not have natural resistance to decay. The pressure treatment process is what gives the decay resistance and is what separates this products from many other products that claim to be treated (see the LOSP Treatment Process below).

The moisture content for Advantage Plus averages 12%. Advantage Plus should be kept dry until it has been installed, then all end cuts "End Sealed" and nail holes need to be sealed then FILLED and sealed again, final coated, then the Adv+ installation is complete.

It is important to keep water from entering the wood because it can cause swelling and possible grain raise. The water will not cause preservatives to leech out. The factory warranty remains intact. If Advantage Plus gets wet, let the wood dry out and it will return to original size. You may need to lightly sand raised grain, then prime and paint to achieve the original factory finish/appearance.

The LOSP Treatment Process:

The natural wood substrate is 100% Radiata Pine sourced from sustainable plantation forests. The wood is kiln dried and then has all knots, pitch pockets and other defects removed. The defect free lumber is then fingerjointed and edge glued with high quality exterior grade adhesives.

The raw wood is then treated using an LOSP treatment process. Unlike some treatment processes, this system does not puncture the wood and leave unsightly incisor marks. LOSP stands for Light Organic Solvent Preservative. The process involves three preservatives that are carried into the wood using an organic solvent and vacuum pressure treating system. The preservatives are not soluble in water so they will not leech out of the wood due to moisture. The three preservatives are divided into two functions:


Permethrin is the component that prevents termite infestation. It is EPA approved and is a component of most household termite sprays. Propiconazole and Tebuconazole are the components that prevent fungal growth (AKA dry rot). These chemicals are EPA approved and are commonly used in agriculture to prevent fungal growth on food crops. The treatment process also carries paraffin wax and hydrocarbon resin into the wood to enhance water repellent characteristics.

Advantage Plus meets requirements for H-3 (Chile and New Zealand) and UC-3A and UC-3B (USA) third party rating systems. The "H" refers to Hazard Level, and the UC refers to Use Category. The UC3-B rating is the AWPA (American Wood Preserving Association) category for above ground, exterior use. H-3 is an identical rating. The associations involved are considered the experts in the field of treated lumber. Their techniques offer the most reliable service and performance.

30-Year Transferable Warranty

Advantage Plus is covered by a 30 year limited warranty against termites and fungal decay. This warranty guarantees replacement product will be provided if the original product becomes unserviceable due to fungal or termite attack during the warranty period. Replacement product will be supplied at the original store where purchased or the closest alternative if the original location is not available. This warranty is transferable to future owners. Keep copies of original invoices or receipts and some end tags from the lumber for confirmation against this warranty.

Note: This warranty is subject to following proper building standards and codes, and following the recommended installation and maintenance instructions for Advantage Plus treated wood. Deterioration due to the inherent physical properties of wood such as shrinking, swelling, warping, twisting or resin bleed are not covered. To file a claim contact the store where originally purchased, or if unavailable, the nearest Advantage Plus distributor. You will be asked to fill out a claim form, and provide your original receipt and photographs. A representative may want to review the product in question.



Primed Boards

Primed boards are S3S (surfaced three sides) and E2E (eased two edges) for a superb look. Use for general trim, Fascia, and most above ground and non-structural applications. Finish with two coats of quality 100% acrylic paint.



Use 1x and 2x board sizes for durable door and window casings, and step risers.

Nominal Size	16'	20'
1 x 2	2037416	2037418
1 x 3	2039348	2039350
1 x 4	2040433	2040434
1 x 6	2043522	2043523
1 x 8	2046785	2046786
1 x 10	2050049	2050050
1 x 12	2053115	2053116
5/4 x 4	2067450	2067454
5/4 x 6	2067451	2067455
5/4 x 8	2067452	2067456
2 x 2	2073350	2073351
2 x 4	2073355	2073356
2 x 6	2076335	2076336
2 x 8	2079336	2079337
2 x 10	2082347	2082348
2 x 12	2085295	2085296
2 x 14	2087263	2087265

Usage Applications



Consider using 1x and 2x board sizes to add detail to fascias and window casing treatments.



Trim boards complement other architectural details on this Craftsman/bungalow style house design.



Blend siding with other exterior treatments to create a dynamic effect.



Exterior grade mouldings adorn and protect period homes.

Installation and Finishing Information

Installation

Product should be kept off the ground and protected from the elements in a dry environment with a breathable waterproof cover that allows air to circulate. Material should be given time to acclimate to its surrounding ambient moisture level. To prevent product shrinkage on the home, it should not be installed with a moisture reading above 18%. Siding should be installed with a minimum of 8" off the ground and ends and cut edges sealed to prevent moisture uptake.



Sealing and Priming

When pre-primed material is cut during field application, the cut end must be field primed and preserved prior to installation. This frequently overlooked step is very important since moisture moves much more rapidly through the end-grain than the face of the wood. Nail holes should also be filled and preserved immediately after installation to prevent the uptake of moisture.

Factory pre-primed surfaces should be painted within 30 days of installation, or dirt, moisture and chalking may prevent bonding and shorten the life of the paint film. If the material is allowed to weather for an extended time, clean and prime all surfaces again prior to topcoat application.




Painting Advantage Plus

Painting provides the best protection for kiln-dried Advantage Plus siding, trim boards and moulding. Two coats of high quality, 100% acrylic latex paint are recommended, thus stretching and shrinking with the wood and allowing some passage of water vapor. These characteristics prevent the cracking and blistering that sometimes occurs with an oil or alkyd resin based topcoat. Primer is not intended to be used as a finish coat. Finish coats must be applied within 90 days of installation. To avoid future separation between paint coats, the second topcoat should be applied within two weeks of the first coat. If longer than 90 days, re-prime with a high-quality exterior grade primer.

Finish coats should provide a minimum thickness of 4 dry mils (2 dry mils per coat). Finish coats or topcoats can be applied to broad surfaces by roller or spray, but brush application is the superior application method, especially for the first coat. Do not use low quality oil or alkyd paints, vinyl acetate (PVA), vinyl acrylic or vinyl acetate acrylic co-polymer paints. Do not paint in wet or cold conditions. We do not recommend finish coating below 50° F. Always follow the paint manufacturer's application guidelines when top coating. **All surface and End Cuts must be primed again and final coated in place if they are exposed to weather.**

When choosing the finish coat color, it is important to note the benefits of using a lighter color or shade of paint. Lighter colors reflect more heat than darker colors. Dark colors absorb heat, which is another enemy of wood. Heat dries out wood and can cause shrinkage and warping. Using a light color can extend the life of sidings and fascia and is highly recommended.

Consider the light and shading effects of different sidings.





TruDefinition®
DURATION® COOL
Shingles with Patented SureNail® Technology



Summerwood®



TruDefinition®
DURATION® COOL
Shingles with Patented SureNail® Technology

Color and Curb Appeal

TruDefinition® Duration® COOL Shingles provide dramatic curb appeal and outstanding performance.

The TruDefinition® color platform provides an exclusive combination of color, depth and shadowing that makes for an exciting impression from the curb.

TruDefinition® Duration® COOL color offerings are specifically designed with solar-reflecting granules to help decrease the amount of heat transferred into a home. They also meet the prescriptive Cool Roof requirements of California Title 24, and are rated by the Cool Roof Rating Council (CRRC). Being COOL has never looked better.

Features of Duration® Shingles:

- Patented SureNail® Technology
- Limited Lifetime Warranty*/** (for as long as you own your home)
- 130-MPH Wind Resistance Limited Warranty*
- Coordinates with color-matched Owens Corning® Hip & Ridge shingles for a finished look






Amber†



Forest Brown†



Mojave†



Mountainside†



Night Sky†



Oyster Shell†

COOL ROOF COLLECTION



Owens Corning® COOL Roof Shingles	CRRC Product ID	Warranty Length	Solar Reflectance	Thermal Emittance	Solar Reflectance Index (SRI)
TruDefinition® Duration® COOL Amber	0890-0009	Limited Lifetime*††	0.21◇	0.92^^	21††
TruDefinition® Duration® COOL Forest Brown	0890-0018A	Limited Lifetime*††	0.17◇	0.91^^	17††
TruDefinition® Duration® COOL Mojave	0890-0017A	Limited Lifetime*††	0.19◇	0.92^^	19††
TruDefinition® Duration® COOL Mountainside	0890-0016A	Limited Lifetime*††	0.19◇	0.92^^	19††
TruDefinition® Duration® COOL Night Sky	0890-0026	Limited Lifetime*††	0.18◇	0.90^^	16††
TruDefinition® Duration® COOL Oyster Shell	0890-0012	Limited Lifetime*††	0.22◇	0.92^^	22††
TruDefinition® Duration® COOL Sand Castle	0890-0020	Limited Lifetime*††	0.18◇	0.92^^	17††
TruDefinition® Duration® COOL Shasta White 	0890-0008	Limited Lifetime*††	0.28	0.91	29
TruDefinition® Duration® COOL Sierra Gray	0890-0013	Limited Lifetime*††	0.20◇	0.92^^	20††
TruDefinition® Duration® COOL Summerwood	0890-0015A	Limited Lifetime*††	0.19◇	0.91^^	18††

◇ Aged solar reflectance calculated based on equation provided in California Energy Code (Title 24, Part 6).

^^ Indicates initial thermal emittance.


†† SRI calculation based on calculated aged solar reflectance and initial thermal emittance. SRI is calculated using California Energy Commission SRI calculator worksheet and it is calculated in accordance with ASTM E1980.



Sand Castle†



Shasta White†



Sierra Gray†



Summerwood†

ENERGY STAR® IS FOR ROOFS TOO



Similar to the energy-efficient appliances in your home, roofing products can help provide energy-saving qualities. Owens Corning® ENERGY STAR® qualified shingles can help reduce your heating and cooling bills when installed properly. These shingles reflect solar energy, helping to decrease the amount of heat transferred to a home's interior — and the amount of air conditioning needed to keep it comfortable. Actual savings will vary based on geographic location and individual building characteristics. Call 1-800-GET-PINK® or 1-888-STAR-YES for more information.

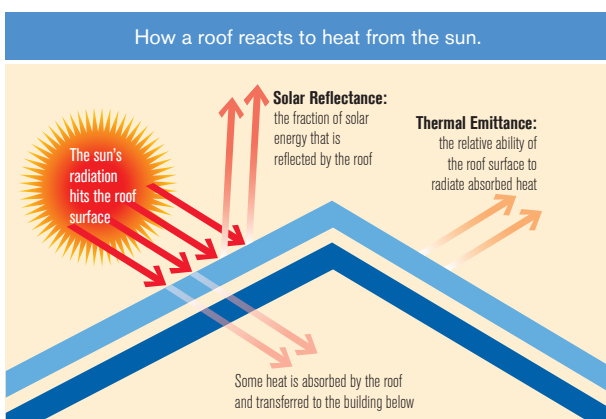


Summerwood®

Owens Corning® COOL Roof Collection



In a premium offering of TruDefinition® Duration® COOL Shingles, there are COOL Roof Collection colors that are specially designed to reflect the sun's rays, helping to make your home more comfortable and energy efficient. These deep, rich colors are unexpected for solar-reflecting shingles which are typically very light in color. Now you can save energy and look great at the same time.



Source: Cool Roof Rating Council (<http://www.coolroofs.org>)

Cool Roof Requirements in California and Other Compliance Programs

Additional Features of COOL ROOF COLLECTION colors:

- Meet the prescriptive Cool Roof requirements of California Title 24, Part 6
- Are Cool Roof Rating Council (CRRG) rated
- Meet City of Los Angeles Cool Roof requirements
- Meet Property Assessed Clean Energy (PACE) financing program requirements
- May help lower household energy consumption by keeping the roof cooler; also may help decrease CO₂ emissions



There's a line between a good shingle and a great shingle™.

It's the nailing line on your shingles. The difference is having SureNail® Technology.



Excellent Adhesive Power
Helps keep the shingle layers laminated.

Outstanding Grip
The SureNail® strip enhances the already amazing grip of our proprietary Tru-Bond™ sealant for exceptional wind resistance of a 130-MPH wind warranty.*



Breakthrough Design
Patented SureNail® Technology is the first and only reinforced nailing zone on the face of the shingle.

"No Guess" Wide Nailing Zone
This tough, engineered woven-fabric strip is embedded in the shingle to create an easy-to-see strong, durable fastener zone.



Triple Layer Protection⁺⁺
A unique "triple layer" of reinforcement occurs when the fabric overlays the two shingle layers, called the common bond area.

Double the Common Bond
SureNail® features up to a 200% wider common bond area in the nailing zone over standard shingles.



Product Attributes

Warranty Length*

Limited Lifetime** (for as long as you own your home)

Wind Resistance Limited Warranty*

130 MPH

TRU PROtection® Non-Prorated Limited

Warranty* Period

10 Years

TruDefinition® Duration® COOL Shingles Product Specifications

Nominal Size	13 ¹ / ₄ " x 39 ⁵ / ₈ "
Exposure	5 ⁵ / ₈ "
Shingles per Square	64
Bundles per Square	3
Coverage per Square	98.4 sq. ft.

Applicable Standards and Codes

ASTM D228

ASTM D3018 (Type 1)

ASTM D3161 (Class F Wind Resistance)

ASTM D3462

ASTM D7158 (Class H Wind Resistance)

ASTM E108/UL 790 (Class A Fire Resistance)

ICC-ES AC438#

UL ER2453-01##

UL ER2453-02##

Shasta White color meets ENERGY STAR® requirements for initial solar reflectance of 0.25 and 3-year aged solar reflectance of 0.15; 2013 California Building Energy Efficiency Standards, Title 24, Part 6 requirements; rated by the Cool Roof Rating Council (CRRC).

* See actual warranty for complete details, limitations and requirements.

† Actual colors and granule blends may vary from the photo. We suggest that you view actual product on the roof to get a better idea of the finish color. Color availability subject to change without notice. Ask your professional roofing contractor for samples of colors available in your area.

+ The amount of Triple Layer Protection® may vary on a shingle-to-shingle basis.

‡ Tru-Bond® is a proprietary premium weathering-grade asphalt sealant that is blended by Owens Corning Roofing and Asphalt, LLC.

40-Year Limited Warranty on commercial projects.

International Code Council Evaluation Services Acceptance Criteria for Alternative Asphalt Shingles.

Underwriters Laboratories Evaluation Service Evaluation Report.

SureNail® Technology is proprietary with U.S. and foreign protection including U.S. Patent Nos. 6,471,812; 7,836,654; 8,156,704; 8,181,413; 8,240,102; 8,430,983; 8,607,521; 8,623,164; 8,752,351; 8,991,130; 9,121,178; and other patents pending.

SureNail® Technology is available only on Owens Corning® Duration® Series Shingles.

SureNail® Technology is not a guarantee of performance in all weather conditions.

ENERGY STAR and the ENERGY STAR mark are registered trademarks of the U.S. Environmental Protection Agency.

^ Excludes non-Owens Corning® roofing products such as flashing, fasteners, pipe boots and wood decking.

Disclaimer of Liability

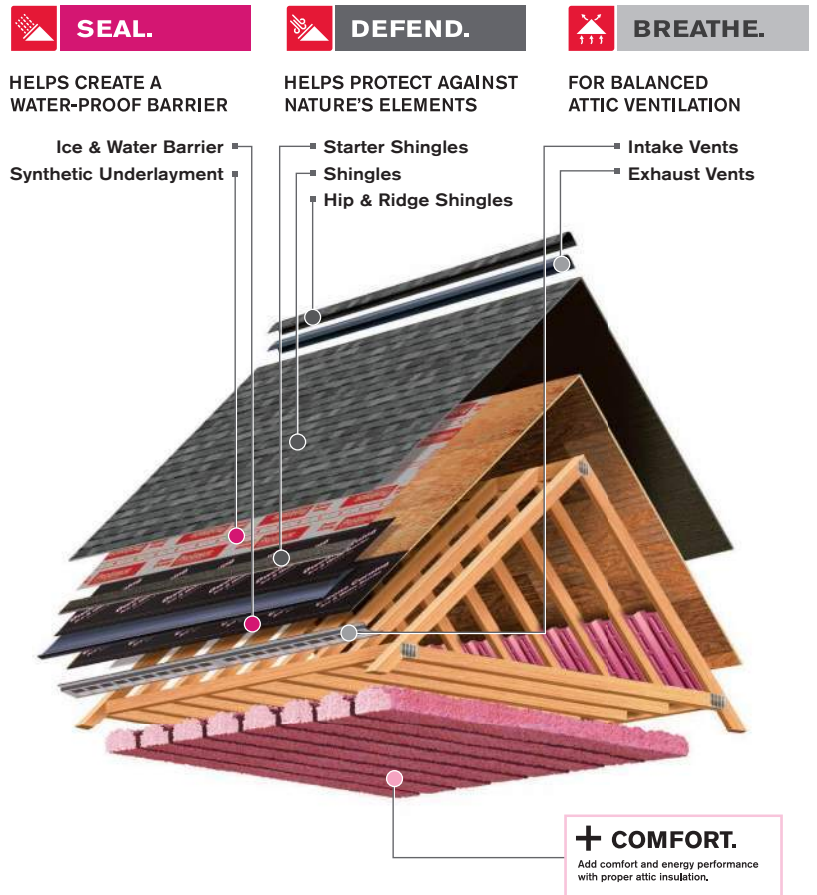
Technical information contained herein is furnished without charge or obligation and is given and accepted at recipient's sole risk. Because conditions of use may vary and are beyond our control, Owens Corning makes no representation about, and is not responsible or liable for the accuracy or reliability of data associated with particular uses of any product described herein.

TOTAL PROTECTION. TOTAL CONFIDENCE.™

The most important part of the roof?
All of them.



It takes more than just shingles to protect a home. It takes an integrated system of components and layers designed to withstand the forces of nature outside while controlling temperature and humidity inside. The Owens Corning® Total Protection Roofing System® ^ gives your customers the assurance that all of their Owens Corning® roofing components are working together to help increase the performance of the roof — and to enhance the comfort and enjoyment of those who live beneath it.



SEAL.

HELPS CREATE A WATER-PROOF BARRIER

DEFEND.

HELPS PROTECT AGAINST NATURE'S ELEMENTS

BREATHE.

FOR BALANCED ATTIC VENTILATION

Ice & Water Barrier
Synthetic Underlayment
Starter Shingles
Shingles
Hip & Ridge Shingles
Intake Vents
Exhaust Vents

+ COMFORT.
Add comfort and energy performance with proper attic insulation.



OWENS CORNING ROOFING AND ASPHALT, LLC
ONE OWENS CORNING PARKWAY
TOLEDO, OHIO, USA 43659

1-800-GET-PINK®
www.owenscorning.com/roofing

Pub. No. 10021534-C. Printed in U.S.A. May 2018.
THE PINK PANTHER® & © 1964–2018 Metro-Goldwyn-Mayer Studios Inc.
All Rights Reserved. The color PINK is a registered trademark of Owens Corning.
© 2018 Owens Corning. All Rights Reserved.

(Compton)

